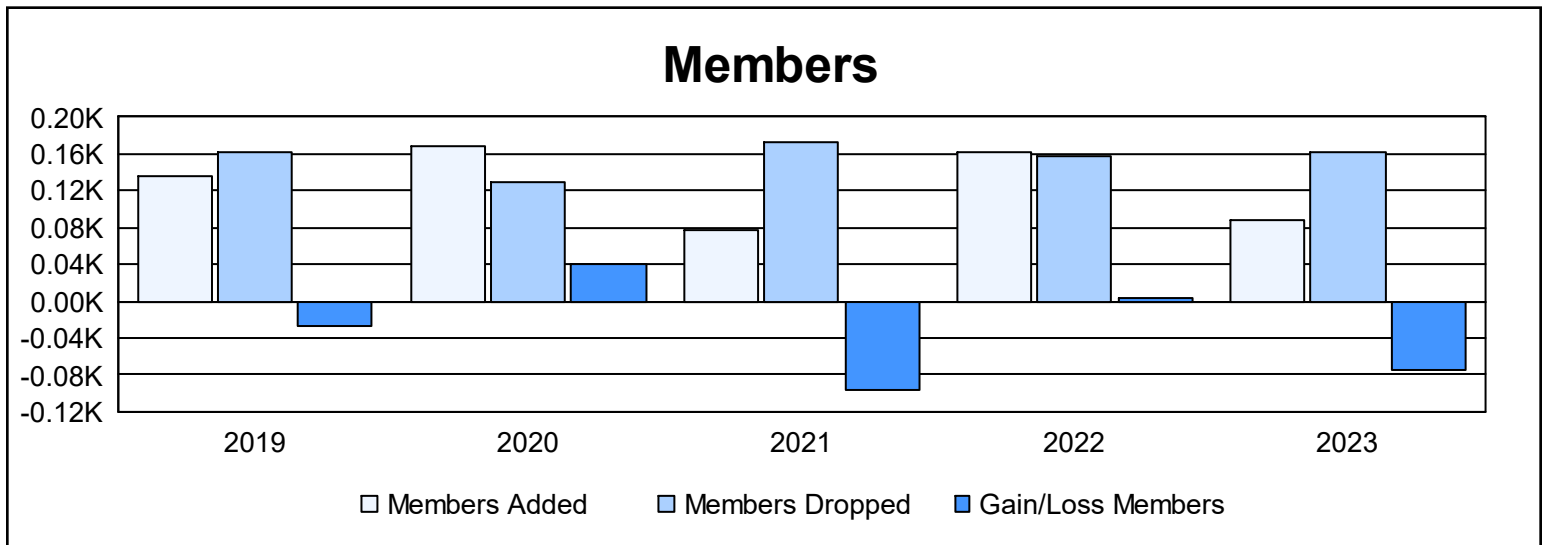
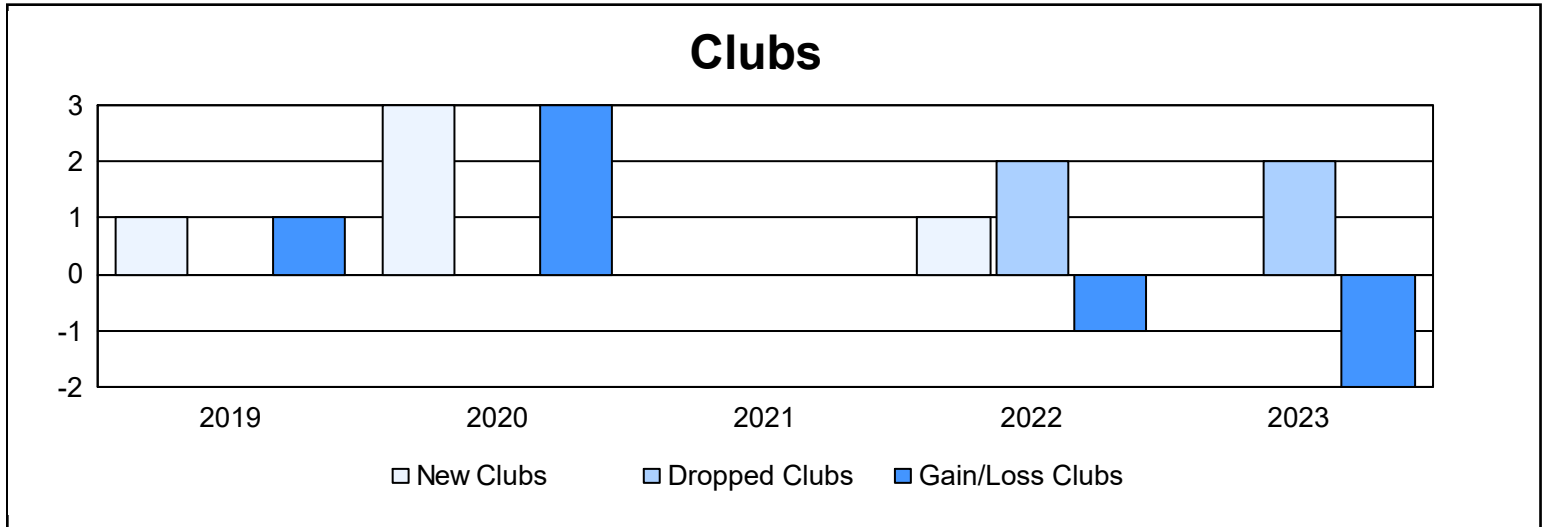
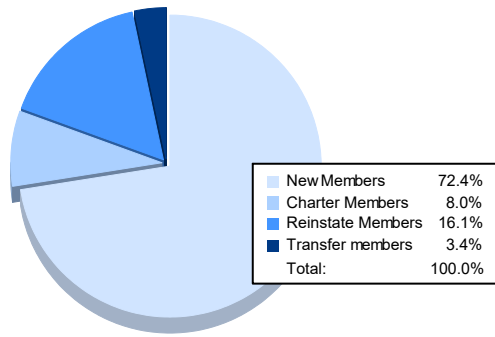


Year	New Clubs	Dropped Clubs	Gain/ Loss Clubs	New Members	Charter Members	Reinstate Members	Transfer Members	Total Member Added	Total Members Dropped	Gain/ Loss Members
2018-2019	1	0	1	103	24	3	6	136	162	-26
2019-2020	3	0	3	54	101	7	7	169	129	40
2020-2021	0	0	0	67	2	7	1	77	173	-96
2021-2022	1	2	-1	115	36	2	9	162	158	4
2022-2023	0	2	-2	63	7	14	3	87	162	-75
<b>Average</b>	<b>1</b>	<b>1</b>	<b>0</b>	<b>80</b>	<b>34</b>	<b>7</b>	<b>5</b>	<b>126</b>	<b>157</b>	<b>-31</b>



### Membership Composition June 2023 Cumulative



### Gender Composition June 2023 Cumulative

