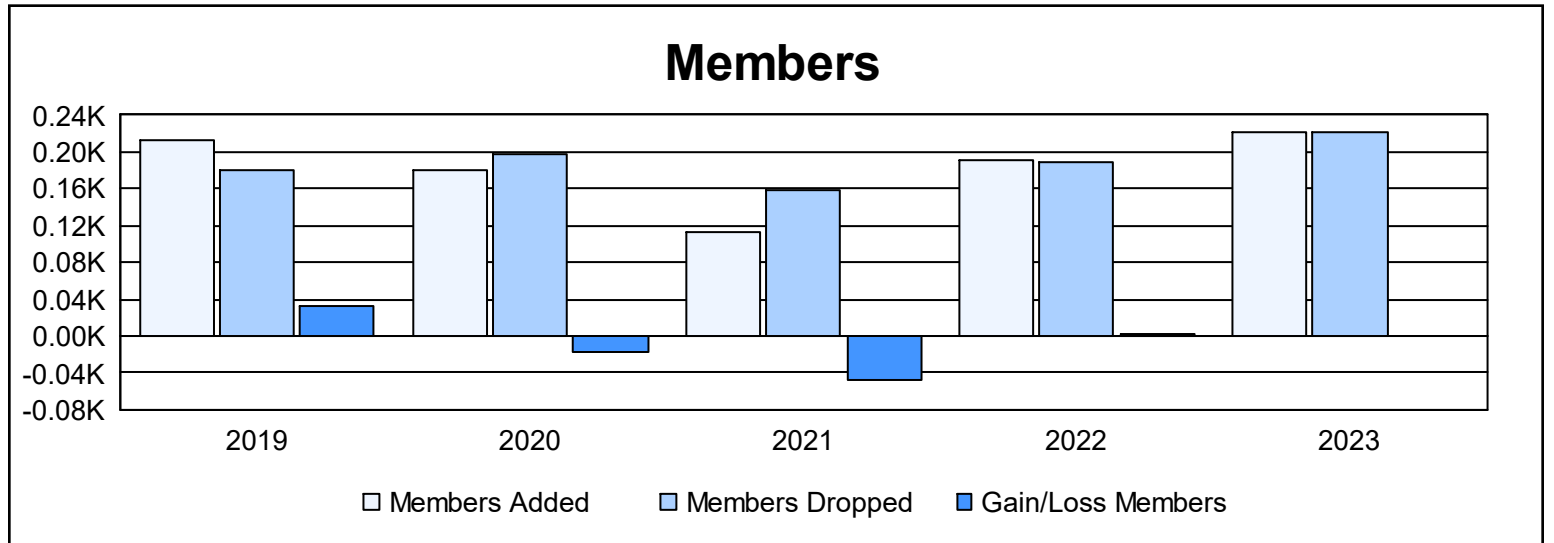
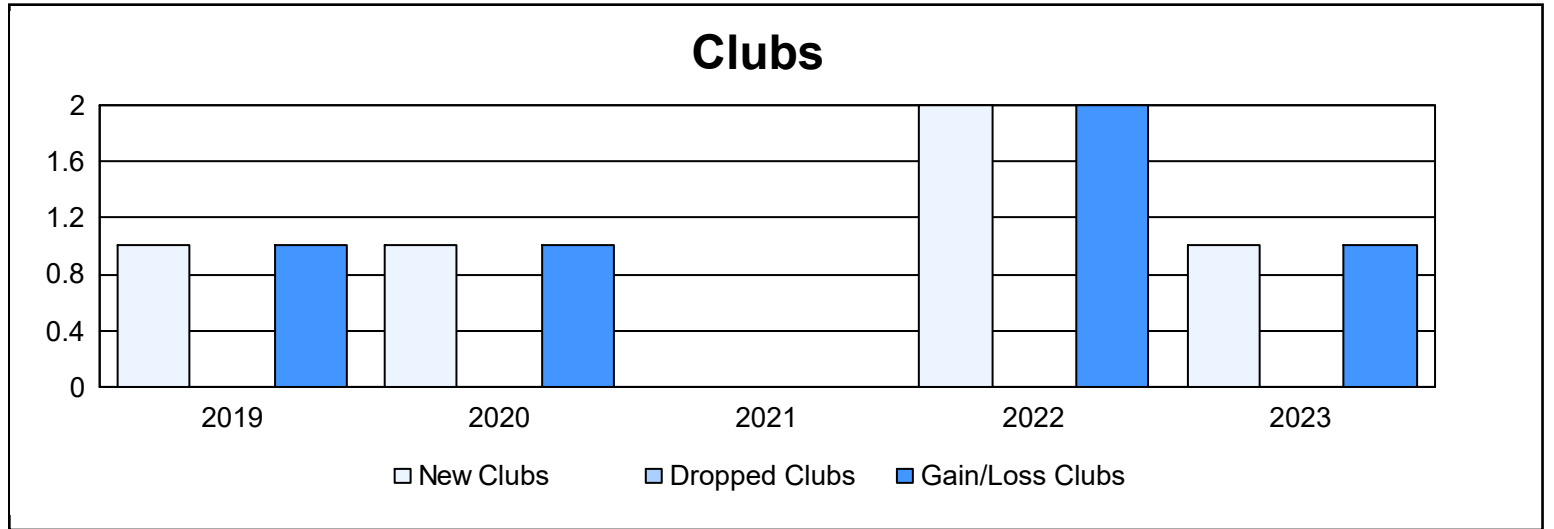
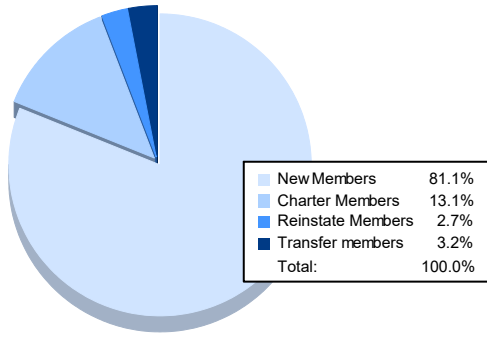


Year	New Clubs	Dropped Clubs	Gain/ Loss Clubs	New Members	Charter Members	Reinstate Members	Transfer Members	Total Member Added	Total Members Dropped	Gain/ Loss Members
2018-2019	1	0	1	183	20	1	9	213	180	33
2019-2020	1	0	1	144	26	4	6	180	197	-17
2020-2021	0	0	0	99	0	1	12	112	159	-47
2021-2022	2	0	2	136	40	3	12	191	189	2
2022-2023	1	0	1	180	29	6	7	222	222	0
<b>Average</b>	<b>1</b>	<b>0</b>	<b>1</b>	<b>148</b>	<b>23</b>	<b>3</b>	<b>9</b>	<b>184</b>	<b>189</b>	<b>-6</b>



### Membership Composition June 2023 Cumulative



### Gender Composition June 2023 Cumulative

