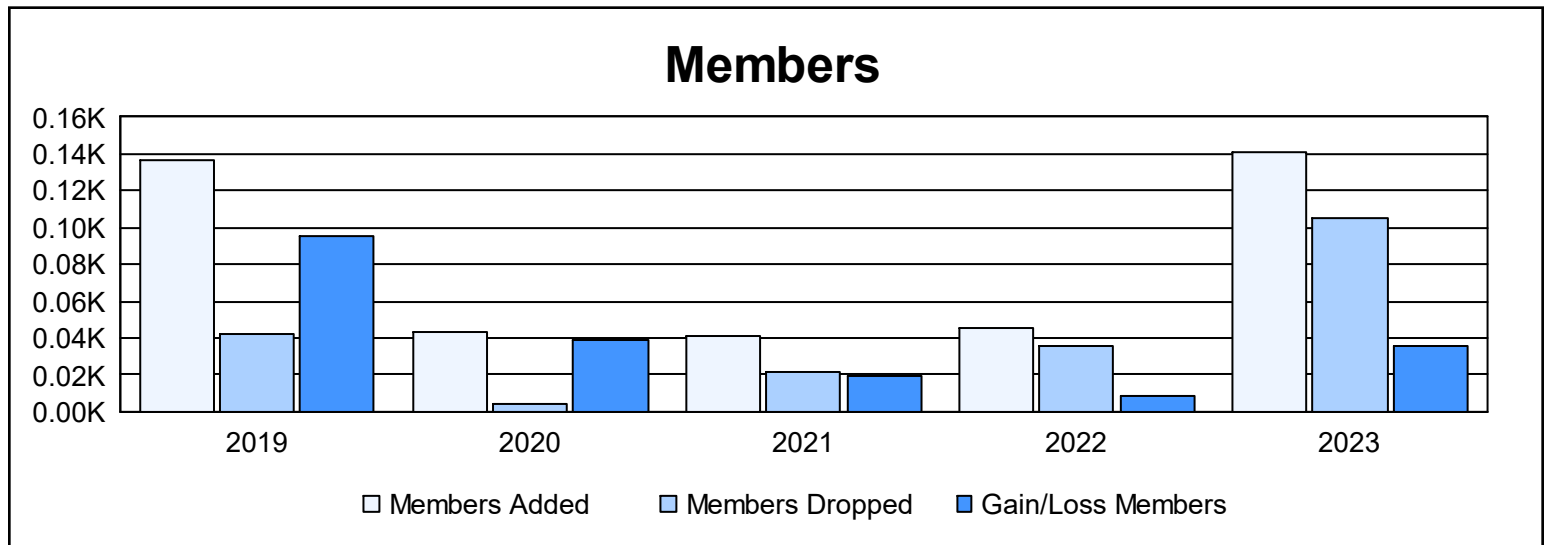
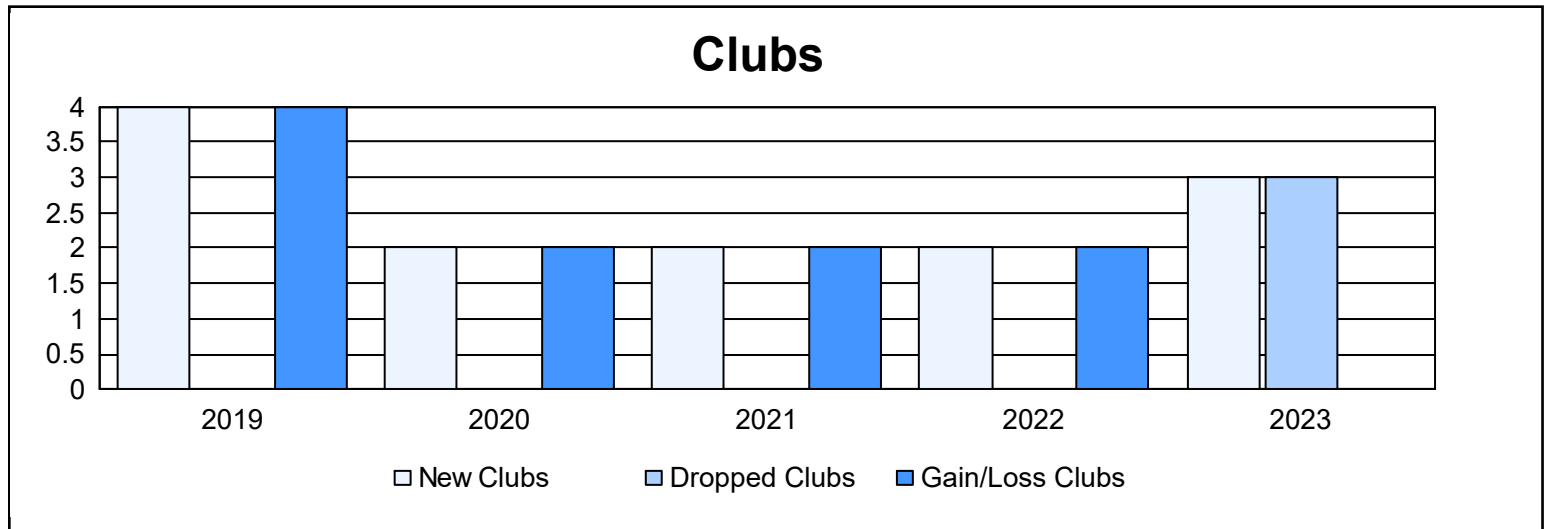
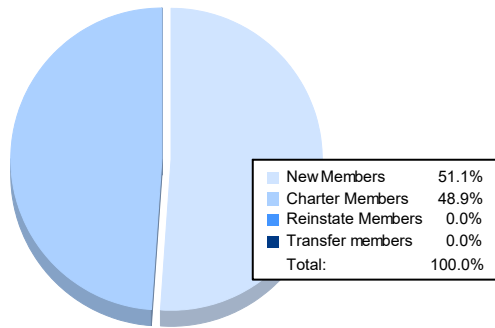


| Year | New Clubs | Dropped Clubs | Gain/ Loss Clubs | New Members | Charter Members | Reinstate Members | Transfer Members | Total Member Added | Total Members Dropped | Gain/ Loss Members |
|----------------|-----------|---------------|------------------|-------------|-----------------|-------------------|------------------|--------------------|-----------------------|--------------------|
| 2018-2019 | 4 | 0 | 4 | 45 | 91 | 1 | 0 | 137 | 42 | 95 |
| 2019-2020 | 2 | 0 | 2 | 1 | 42 | 0 | 0 | 43 | 4 | 39 |
| 2020-2021 | 2 | 0 | 2 | 0 | 41 | 0 | 0 | 41 | 22 | 19 |
| 2021-2022 | 2 | 0 | 2 | 2 | 43 | 0 | 0 | 45 | 36 | 9 |
| 2022-2023 | 3 | 3 | 0 | 72 | 69 | 0 | 0 | 141 | 105 | 36 |
| Average | 3 | 1 | 2 | 24 | 57 | 0 | 0 | 81 | 42 | 40 |



Membership Composition June 2023 Cumulative



Gender Composition June 2023 Cumulative

