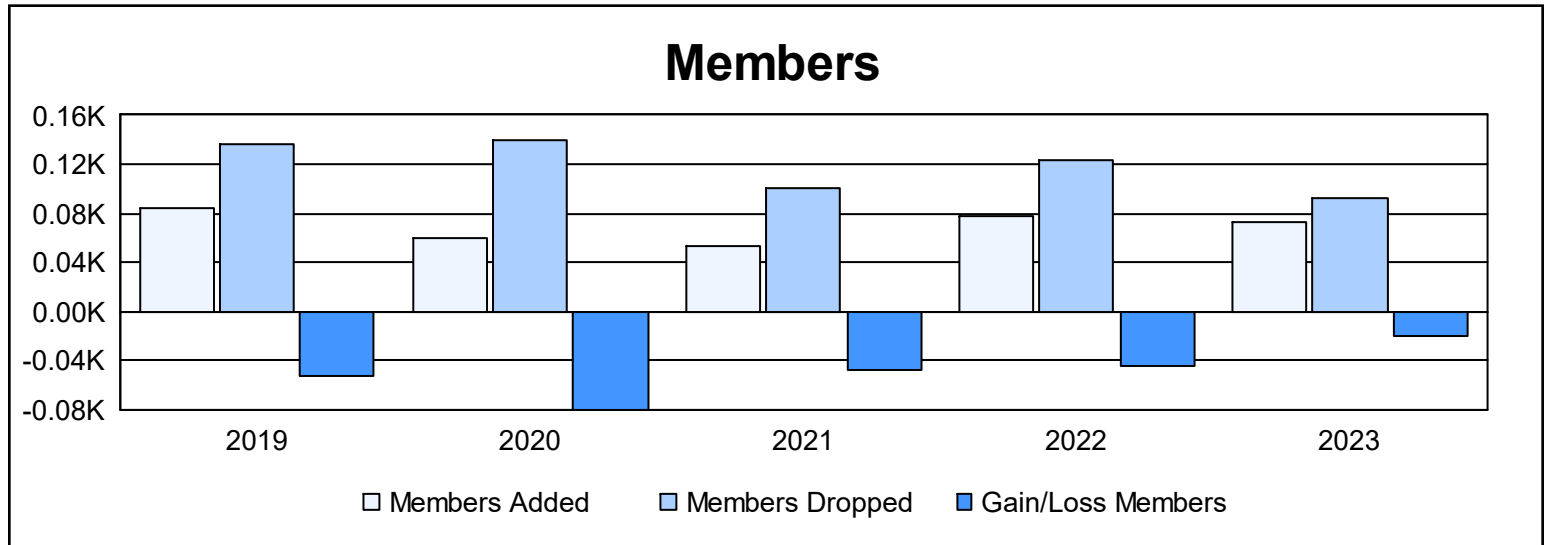
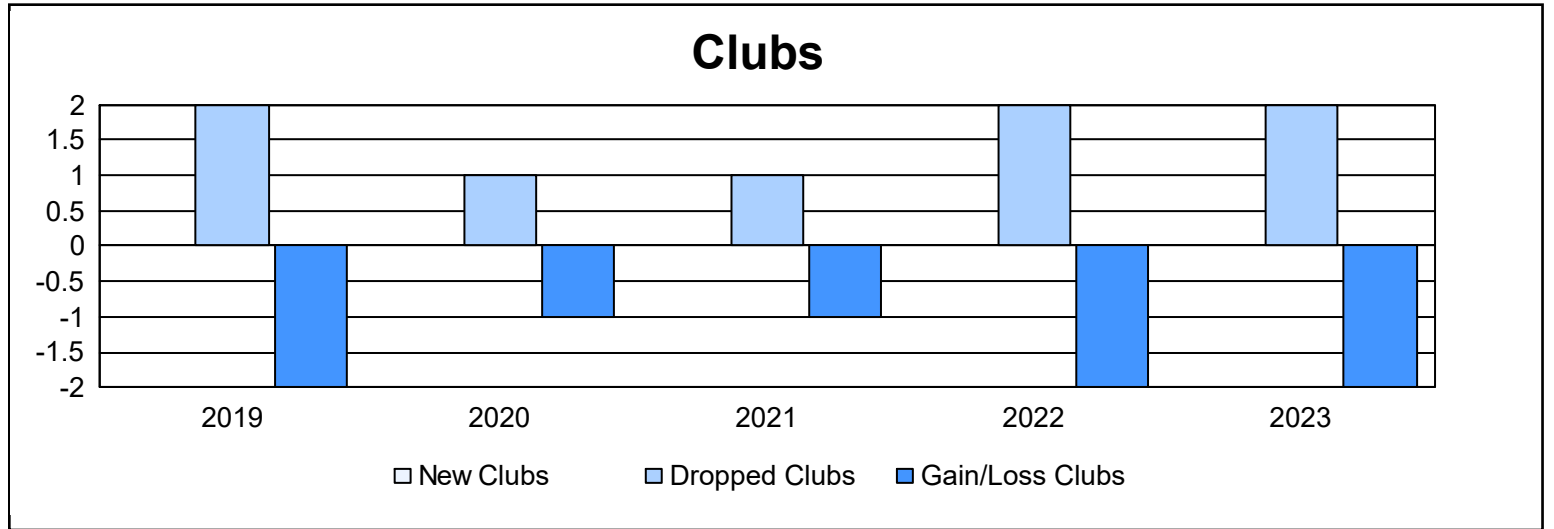
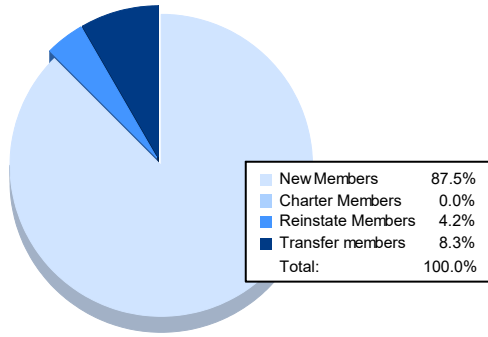


| Year | New Clubs | Dropped Clubs | Gain/ Loss Clubs | New Members | Charter Members | Reinstate Members | Transfer Members | Total Member Added | Total Members Dropped | Gain/ Loss Members |
|----------------|-----------|---------------|------------------|-------------|-----------------|-------------------|------------------|--------------------|-----------------------|--------------------|
| 2018-2019 | 0 | 2 | -2 | 66 | 0 | 4 | 15 | 85 | 137 | -52 |
| 2019-2020 | 0 | 1 | -1 | 50 | 0 | 4 | 6 | 60 | 140 | -80 |
| 2020-2021 | 0 | 1 | -1 | 51 | 0 | 1 | 2 | 54 | 101 | -47 |
| 2021-2022 | 0 | 2 | -2 | 74 | 0 | 3 | 1 | 78 | 123 | -45 |
| 2022-2023 | 0 | 2 | -2 | 63 | 0 | 3 | 6 | 72 | 92 | -20 |
| Average | 0 | 2 | -2 | 61 | 0 | 3 | 6 | 70 | 119 | -49 |



Membership Composition June 2023 Cumulative



Gender Composition June 2023 Cumulative

