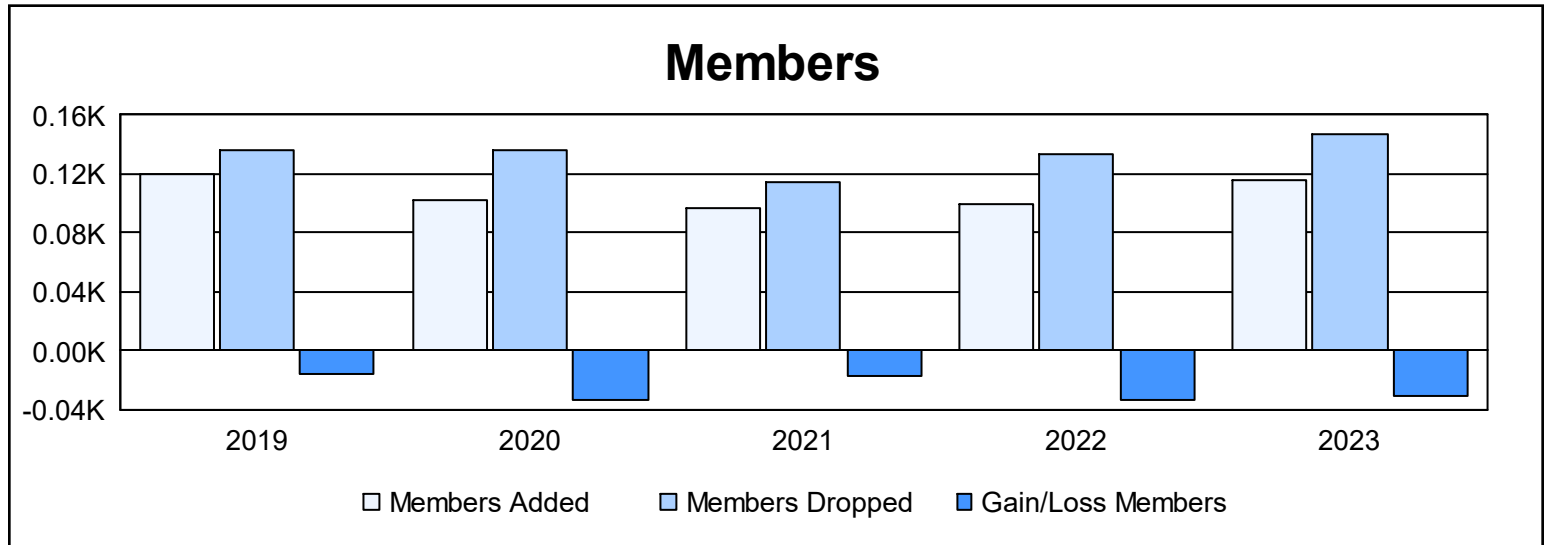
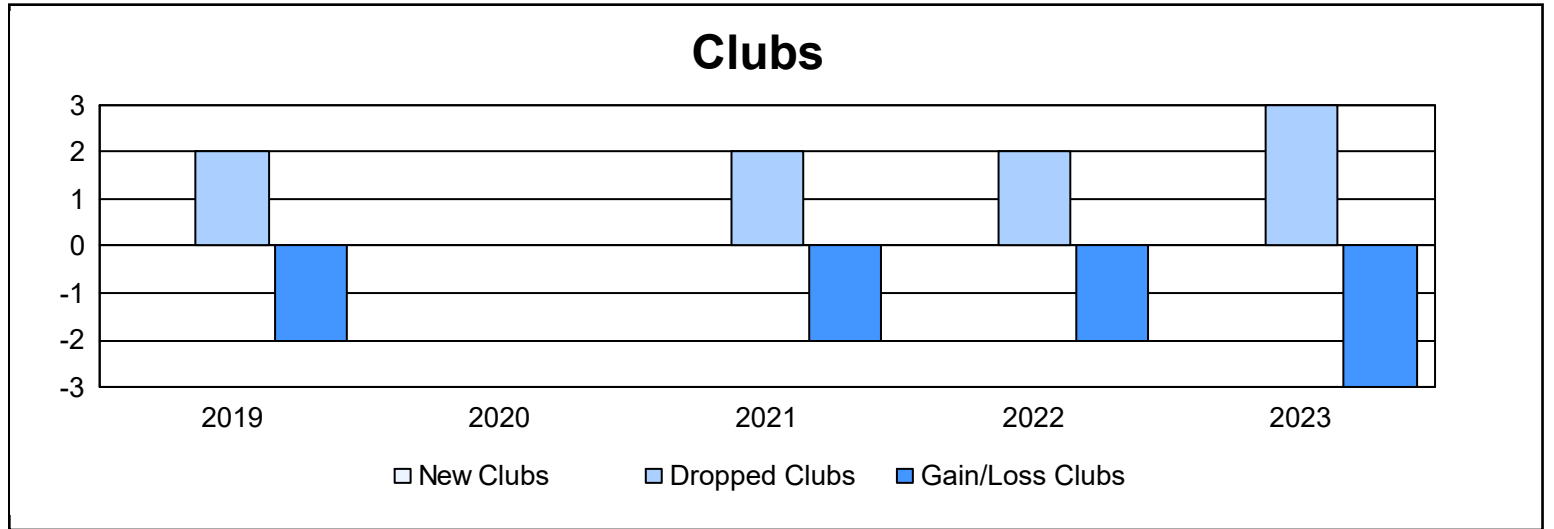
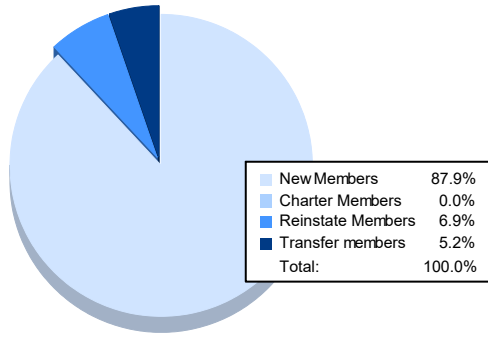


Year	New Clubs	Dropped Clubs	Gain/ Loss Clubs	New Members	Charter Members	Reinstate Members	Transfer Members	Total Member Added	Total Members Dropped	Gain/ Loss Members
2018-2019	0	2	-2	107	0	8	5	120	136	-16
2019-2020	0	0	0	90	0	3	9	102	136	-34
2020-2021	0	2	-2	90	1	2	4	97	114	-17
2021-2022	0	2	-2	96	0	2	2	100	134	-34
2022-2023	0	3	-3	102	0	8	6	116	147	-31
<b>Average</b>	<b>0</b>	<b>2</b>	<b>-2</b>	<b>97</b>	<b>0</b>	<b>5</b>	<b>5</b>	<b>107</b>	<b>133</b>	<b>-26</b>



### Membership Composition June 2023 Cumulative



### Gender Composition June 2023 Cumulative

