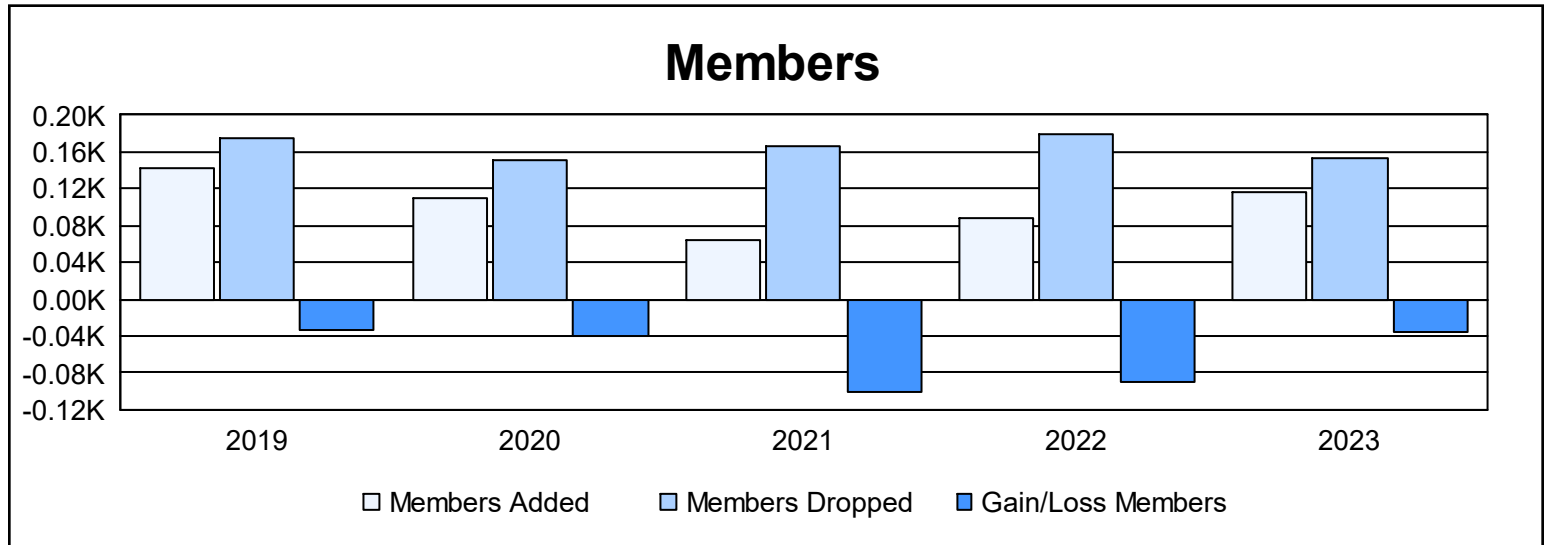
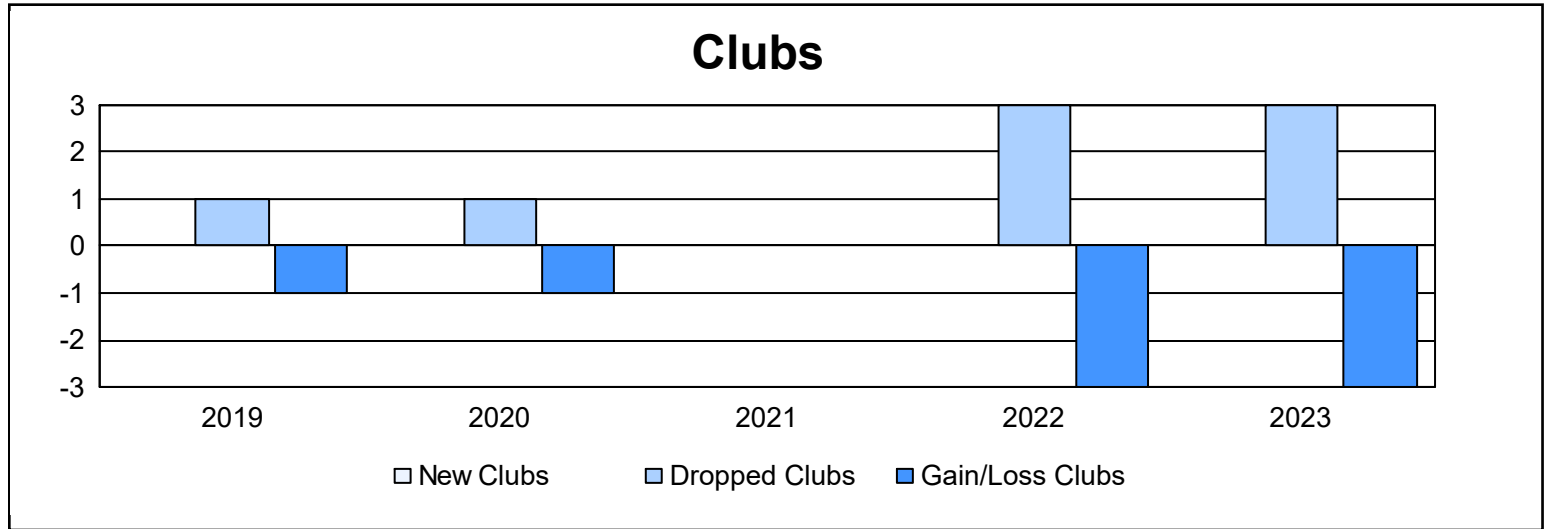
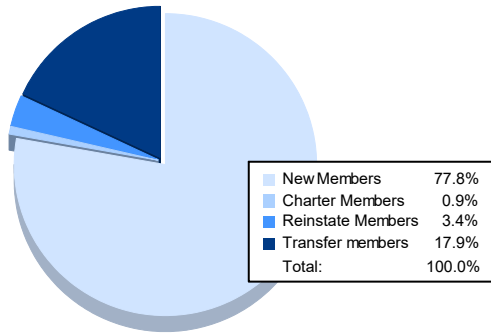


| Year | New Clubs | Dropped Clubs | Gain/ Loss Clubs | New Members | Charter Members | Reinstate Members | Transfer Members | Total Member Added | Total Members Dropped | Gain/ Loss Members |
|----------------|-----------|---------------|------------------|-------------|-----------------|-------------------|------------------|--------------------|-----------------------|--------------------|
| 2018-2019 | 0 | 1 | -1 | 126 | 0 | 10 | 6 | 142 | 176 | -34 |
| 2019-2020 | 0 | 1 | -1 | 82 | 11 | 12 | 5 | 110 | 151 | -41 |
| 2020-2021 | 0 | 0 | 0 | 50 | 0 | 4 | 11 | 65 | 166 | -101 |
| 2021-2022 | 0 | 3 | -3 | 71 | 0 | 14 | 4 | 89 | 179 | -90 |
| 2022-2023 | 0 | 3 | -3 | 91 | 1 | 4 | 21 | 117 | 153 | -36 |
| Average | 0 | 2 | -2 | 84 | 2 | 9 | 9 | 105 | 165 | -60 |



Membership Composition June 2023 Cumulative



Gender Composition June 2023 Cumulative

