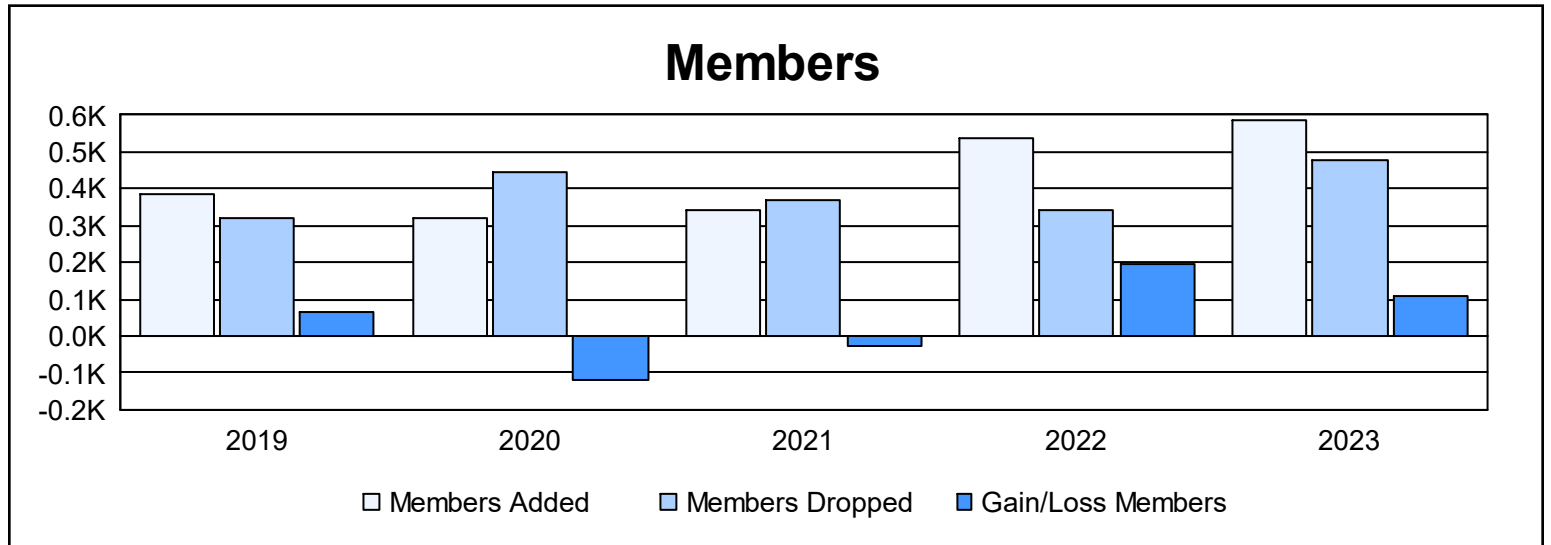
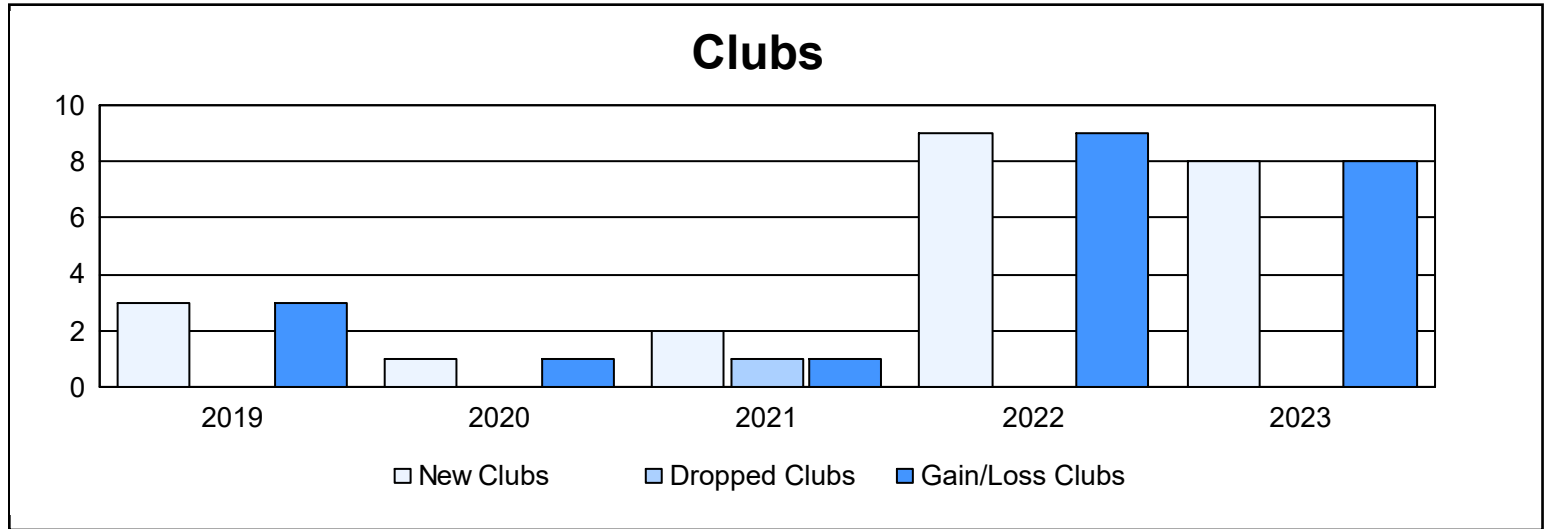
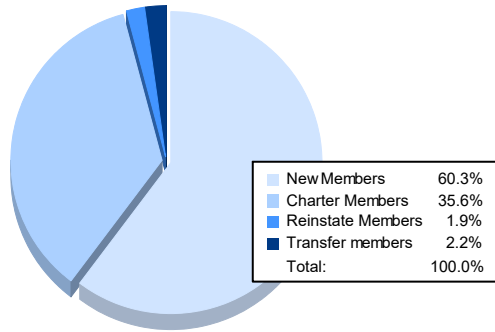


| Year           | New Clubs | Dropped Clubs | Gain/ Loss Clubs | New Members | Charter Members | Reinstate Members | Transfer Members | Total Member Added | Total Members Dropped | Gain/ Loss Members |
|----------------|-----------|---------------|------------------|-------------|-----------------|-------------------|------------------|--------------------|-----------------------|--------------------|
| 2018-2019      | 3         | 0             | 3                | 279         | 85              | 11                | 8                | 383                | 318                   | 65                 |
| 2019-2020      | 1         | 0             | 1                | 250         | 32              | 25                | 14               | 321                | 443                   | -122               |
| 2020-2021      | 2         | 1             | 1                | 238         | 66              | 32                | 8                | 344                | 369                   | -25                |
| 2021-2022      | 9         | 0             | 9                | 272         | 241             | 12                | 13               | 538                | 342                   | 196                |
| 2022-2023      | 8         | 0             | 8                | 353         | 208             | 11                | 13               | 585                | 477                   | 108                |
| <b>Average</b> | <b>5</b>  | <b>0</b>      | <b>4</b>         | <b>278</b>  | <b>126</b>      | <b>18</b>         | <b>11</b>        | <b>434</b>         | <b>390</b>            | <b>44</b>          |



### Membership Composition June 2023 Cumulative



### Gender Composition June 2023 Cumulative

