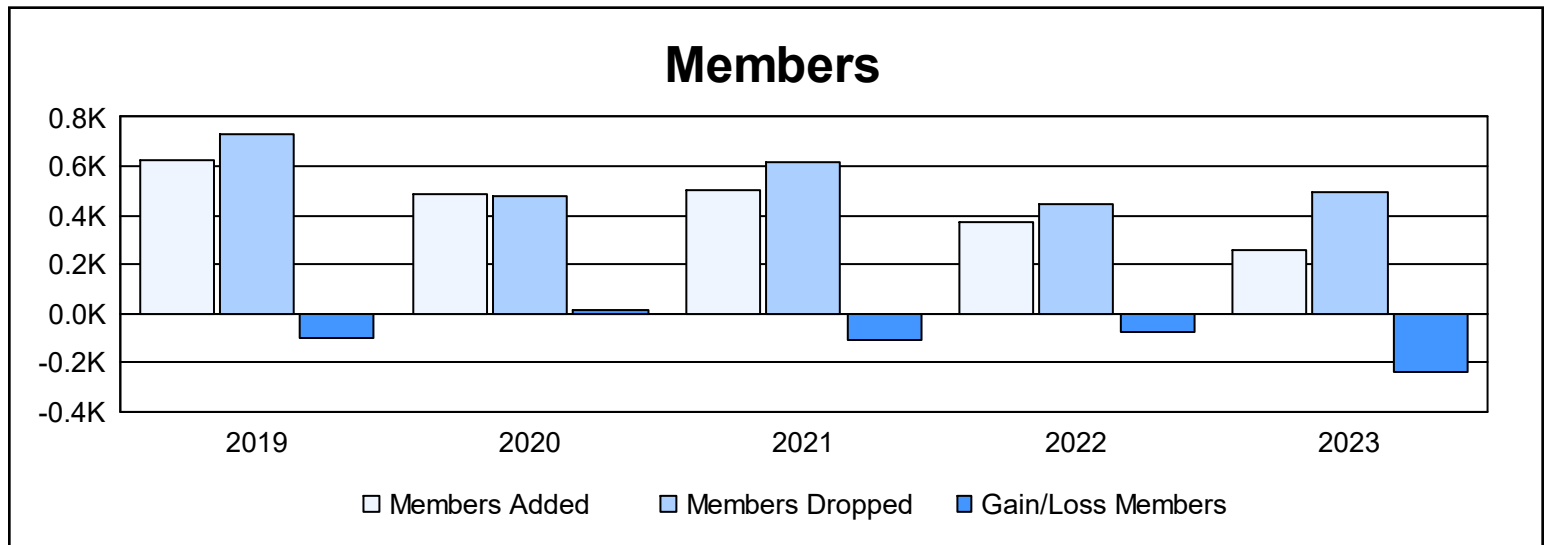
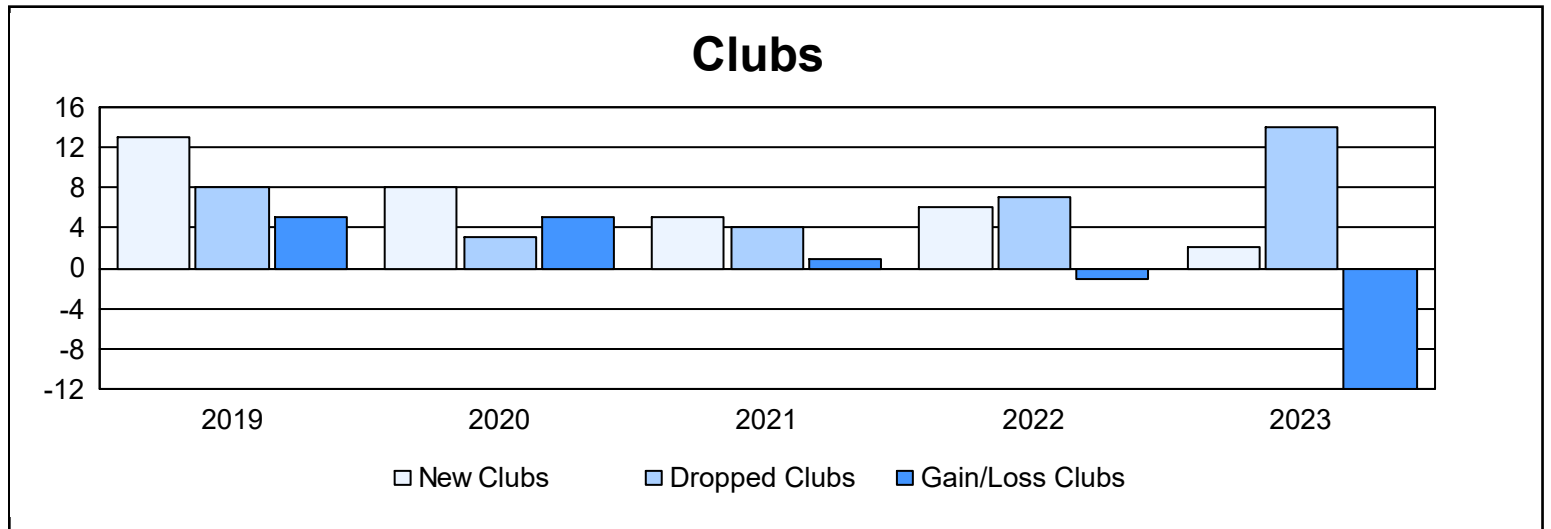
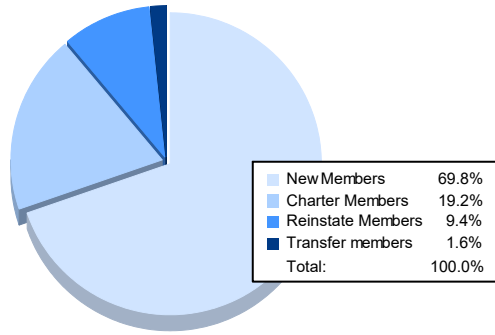


| Year | New Clubs | Dropped Clubs | Gain/ Loss Clubs | New Members | Charter Members | Reinstate Members | Transfer Members | Total Member Added | Total Members Dropped | Gain/ Loss Members |
|----------------|-----------|---------------|------------------|-------------|-----------------|-------------------|------------------|--------------------|-----------------------|--------------------|
| 2018-2019 | 13 | 8 | 5 | 305 | 312 | 9 | 1 | 627 | 727 | -100 |
| 2019-2020 | 8 | 3 | 5 | 245 | 222 | 20 | 1 | 488 | 475 | 13 |
| 2020-2021 | 5 | 4 | 1 | 314 | 166 | 15 | 8 | 503 | 613 | -110 |
| 2021-2022 | 6 | 7 | -1 | 216 | 148 | 7 | 1 | 372 | 444 | -72 |
| 2022-2023 | 2 | 14 | -12 | 178 | 49 | 24 | 4 | 255 | 493 | -238 |
| Average | 7 | 7 | 0 | 252 | 179 | 15 | 3 | 449 | 550 | -101 |



Membership Composition June 2023 Cumulative



Gender Composition June 2023 Cumulative

