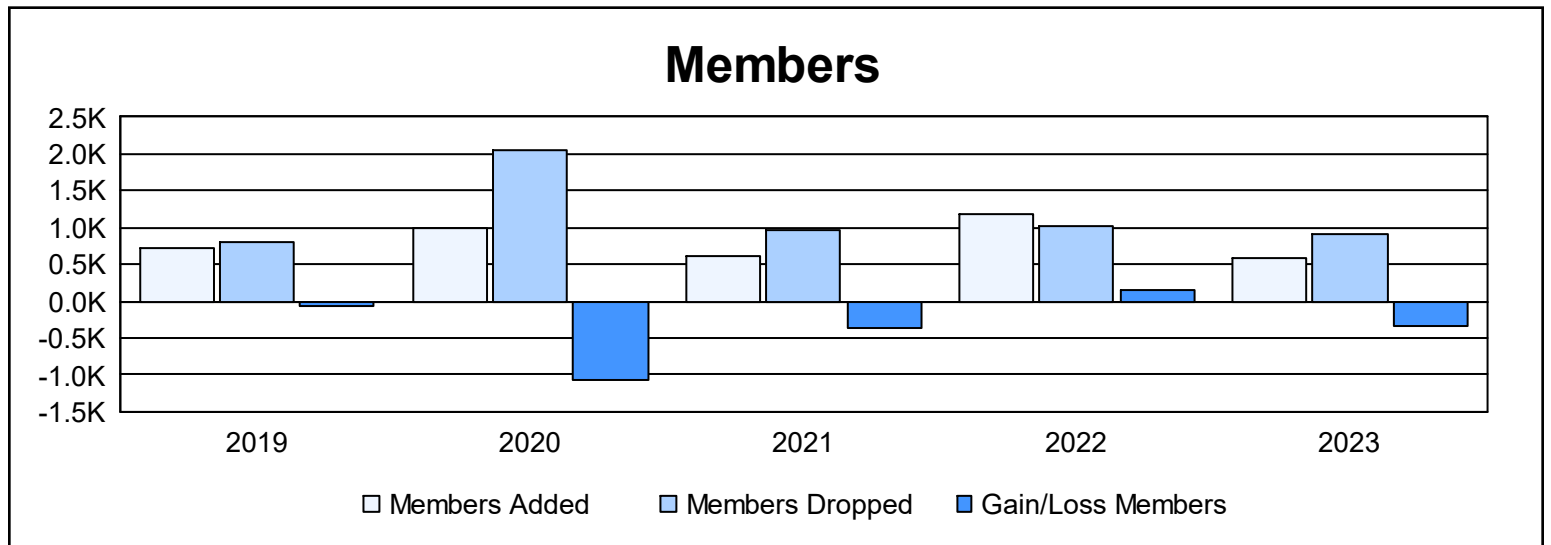
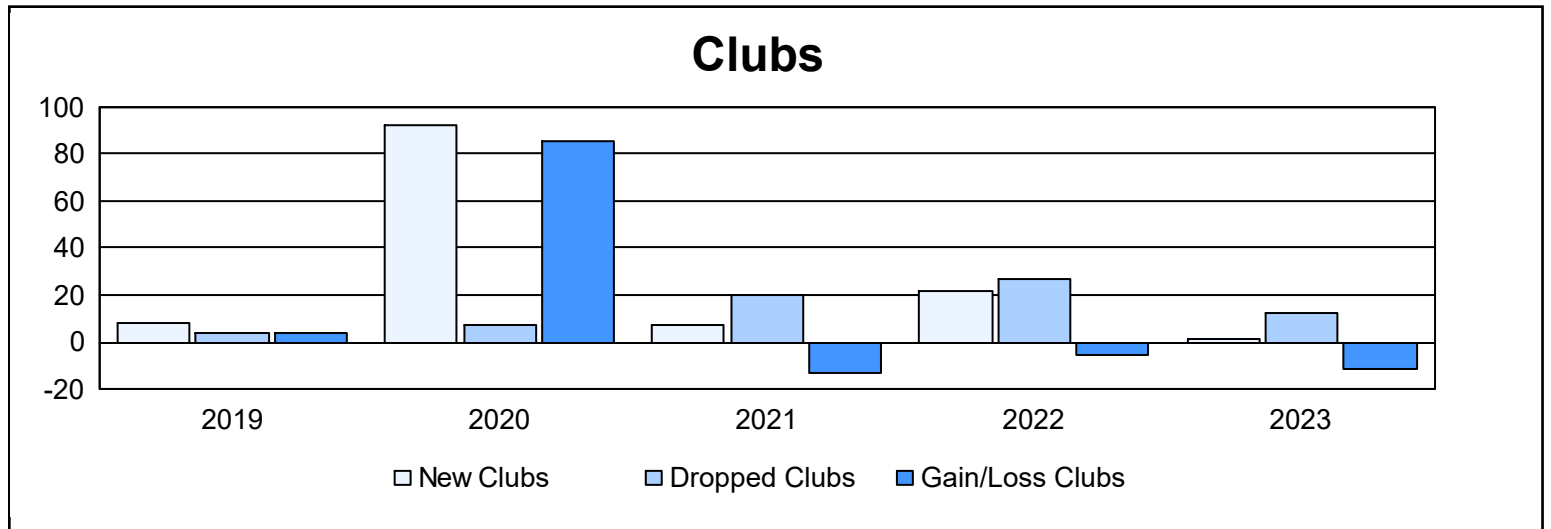
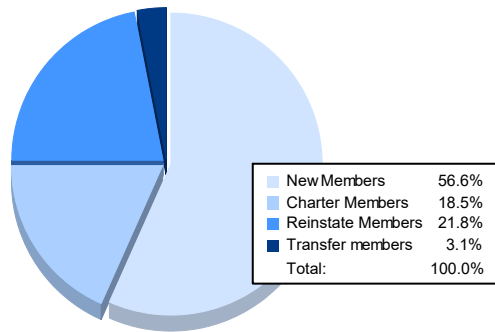


| Year | New Clubs | Dropped Clubs | Gain/ Loss Clubs | New Members | Charter Members | Reinstate Members | Transfer Members | Total Member Added | Total Members Dropped | Gain/ Loss Members |
|----------------|-----------|---------------|------------------|-------------|-----------------|-------------------|------------------|--------------------|-----------------------|--------------------|
| 2018-2019 | 8 | 4 | 4 | 488 | 176 | 47 | 14 | 725 | 790 | -65 |
| 2019-2020 | 92 | 7 | 85 | 193 | 696 | 71 | 22 | 982 | 2,064 | -1,082 |
| 2020-2021 | 7 | 20 | -13 | 289 | 169 | 134 | 8 | 600 | 976 | -376 |
| 2021-2022 | 22 | 27 | -5 | 553 | 565 | 45 | 14 | 1,177 | 1,028 | 149 |
| 2022-2023 | 1 | 12 | -11 | 327 | 107 | 126 | 18 | 578 | 903 | -325 |
| Average | 26 | 14 | 12 | 370 | 343 | 85 | 15 | 812 | 1,152 | -340 |



Membership Composition June 2023 Cumulative



Gender Composition June 2023 Cumulative

