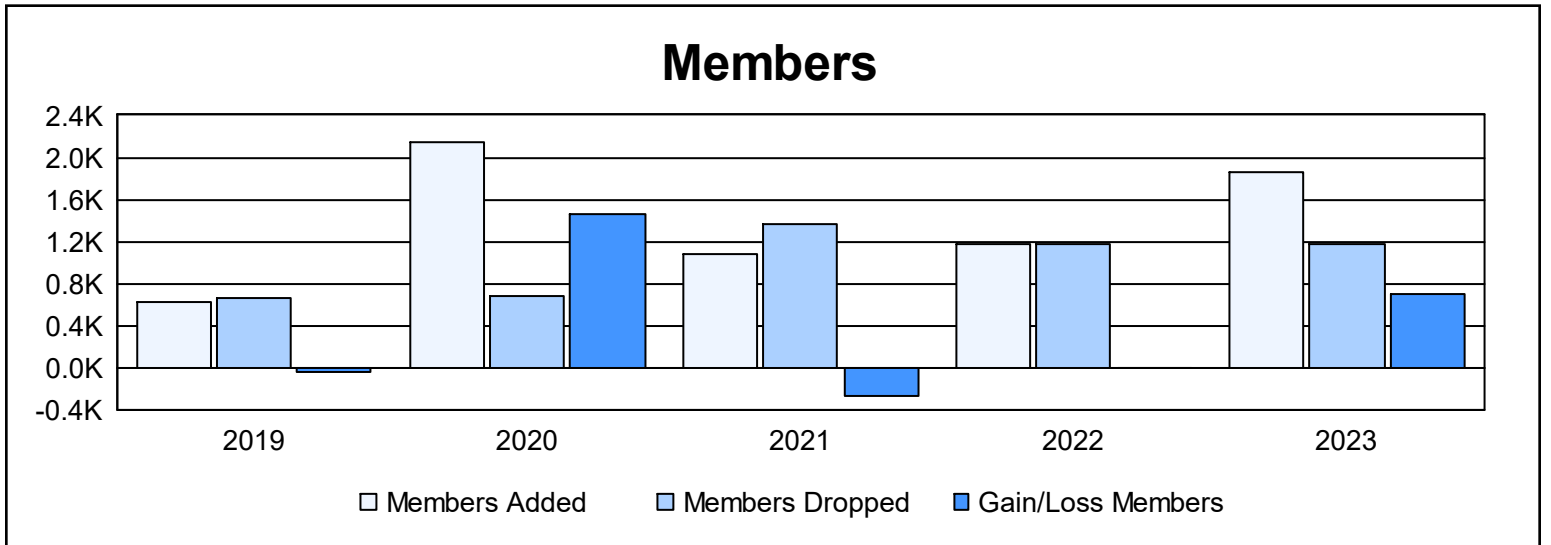
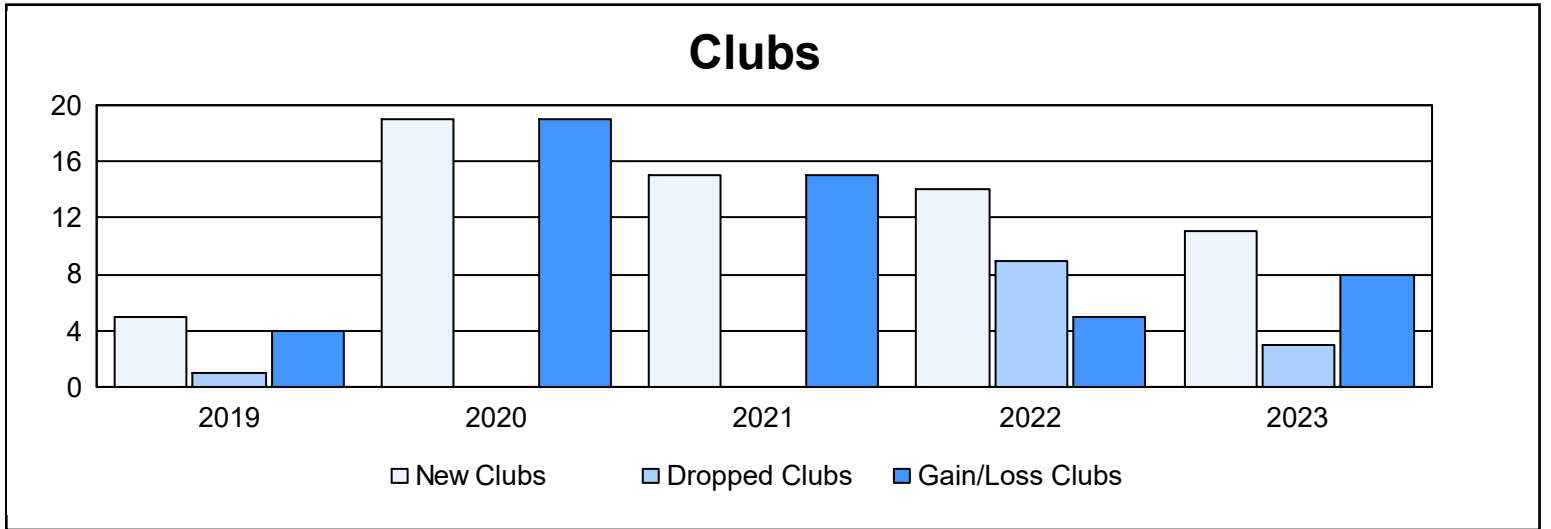
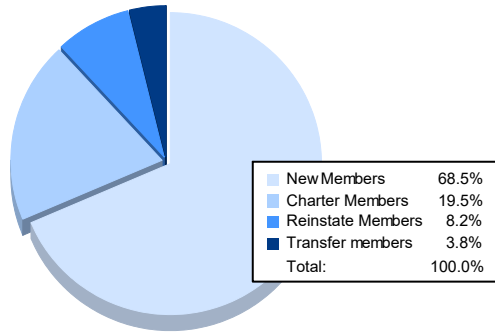


Year	New Clubs	Dropped Clubs	Gain/ Loss Clubs	New Members	Charter Members	Reinstate Members	Transfer Members	Total Member Added	Total Members Dropped	Gain/ Loss Members
2018-2019	5	1	4	354	180	93	3	630	664	-34
2019-2020	19	0	19	1,535	516	79	14	2,144	676	1,468
2020-2021	15	0	15	565	464	49	5	1,083	1,356	-273
2021-2022	14	9	5	638	412	113	10	1,173	1,178	-5
2022-2023	11	3	8	1,277	364	152	70	1,863	1,165	698
Average	13	3	10	874	387	97	20	1,379	1,008	371



Membership Composition June 2023 Cumulative



Gender Composition June 2023 Cumulative

