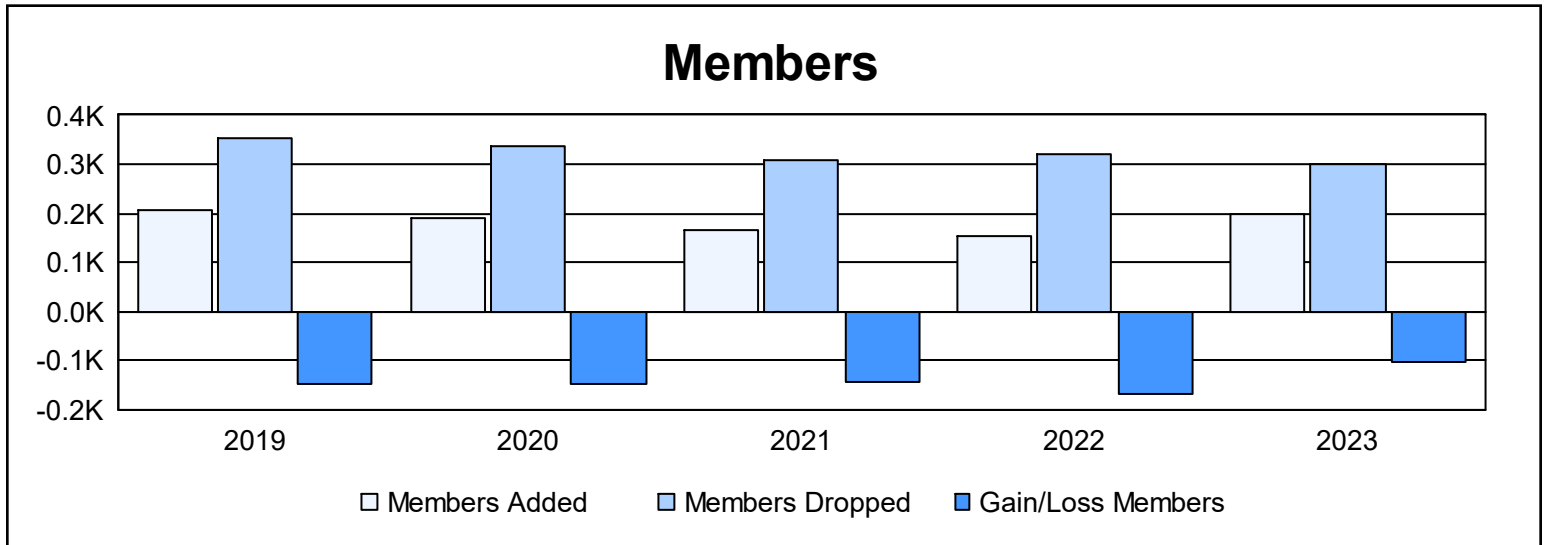
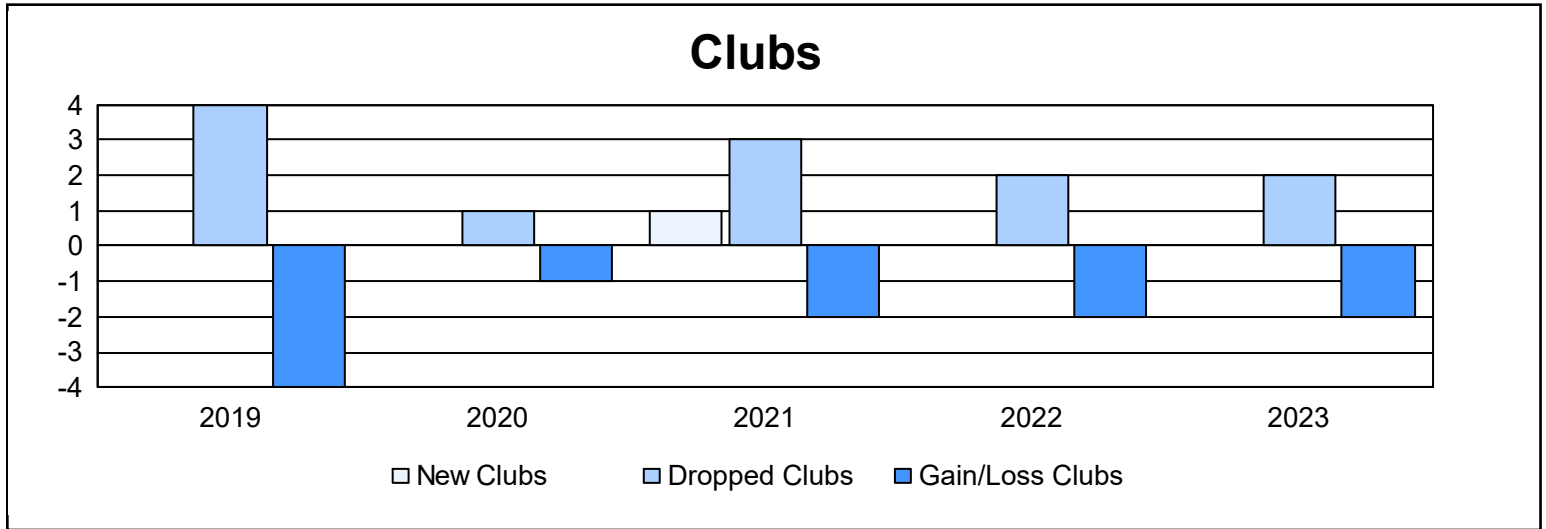
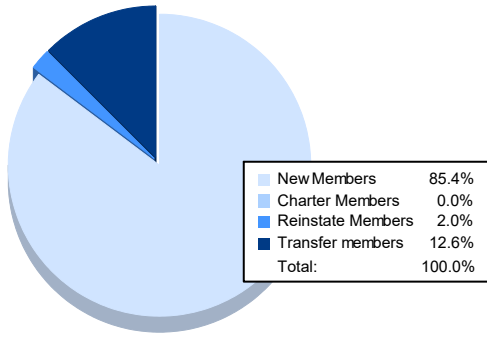


| Year | New Clubs | Dropped Clubs | Gain/ Loss Clubs | New Members | Charter Members | Reinstate Members | Transfer Members | Total Member Added | Total Members Dropped | Gain/ Loss Members |
|----------------|-----------|---------------|------------------|-------------|-----------------|-------------------|------------------|--------------------|-----------------------|--------------------|
| 2018-2019 | 0 | 4 | -4 | 201 | 0 | 2 | 3 | 206 | 354 | -148 |
| 2019-2020 | 0 | 1 | -1 | 184 | 0 | 3 | 4 | 191 | 337 | -146 |
| 2020-2021 | 1 | 3 | -2 | 132 | 25 | 3 | 5 | 165 | 310 | -145 |
| 2021-2022 | 0 | 2 | -2 | 146 | 1 | 3 | 3 | 153 | 322 | -169 |
| 2022-2023 | 0 | 2 | -2 | 169 | 0 | 4 | 25 | 198 | 299 | -101 |
| Average | 0 | 2 | -2 | 166 | 5 | 3 | 8 | 183 | 324 | -142 |



Membership Composition June 2023 Cumulative



Gender Composition June 2023 Cumulative

