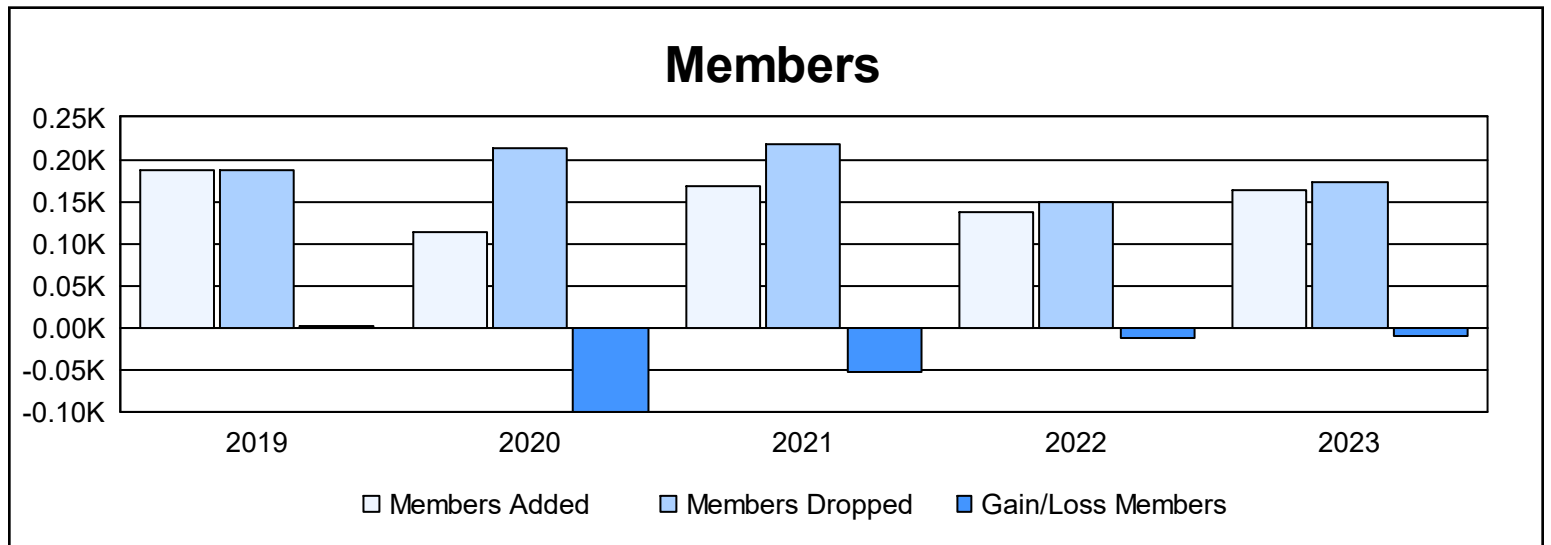
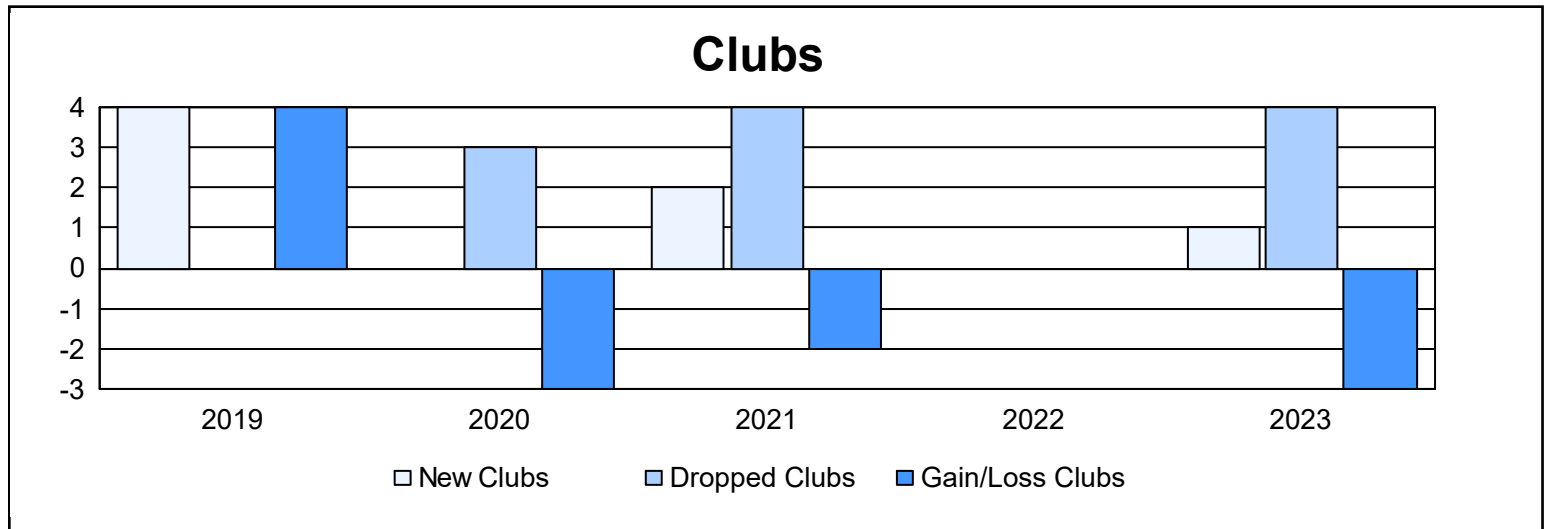
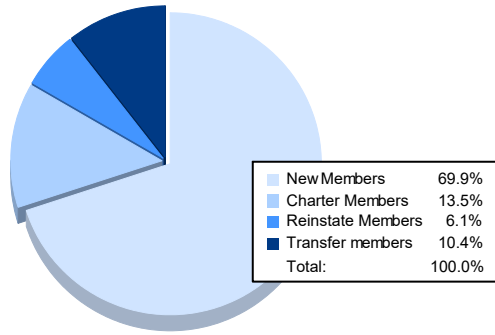


| Year | New Clubs | Dropped Clubs | Gain/ Loss Clubs | New Members | Charter Members | Reinstate Members | Transfer Members | Total Member Added | Total Members Dropped | Gain/ Loss Members |
|----------------|-----------|---------------|------------------|-------------|-----------------|-------------------|------------------|--------------------|-----------------------|--------------------|
| 2018-2019 | 4 | 0 | 4 | 89 | 84 | 10 | 4 | 187 | 186 | 1 |
| 2019-2020 | 0 | 3 | -3 | 87 | 18 | 5 | 3 | 113 | 213 | -100 |
| 2020-2021 | 2 | 4 | -2 | 97 | 61 | 2 | 7 | 167 | 219 | -52 |
| 2021-2022 | 0 | 0 | 0 | 124 | 5 | 2 | 5 | 136 | 148 | -12 |
| 2022-2023 | 1 | 4 | -3 | 114 | 22 | 10 | 17 | 163 | 172 | -9 |
| Average | 1 | 2 | -1 | 102 | 38 | 6 | 7 | 153 | 188 | -34 |



Membership Composition June 2023 Cumulative



Gender Composition June 2023 Cumulative

