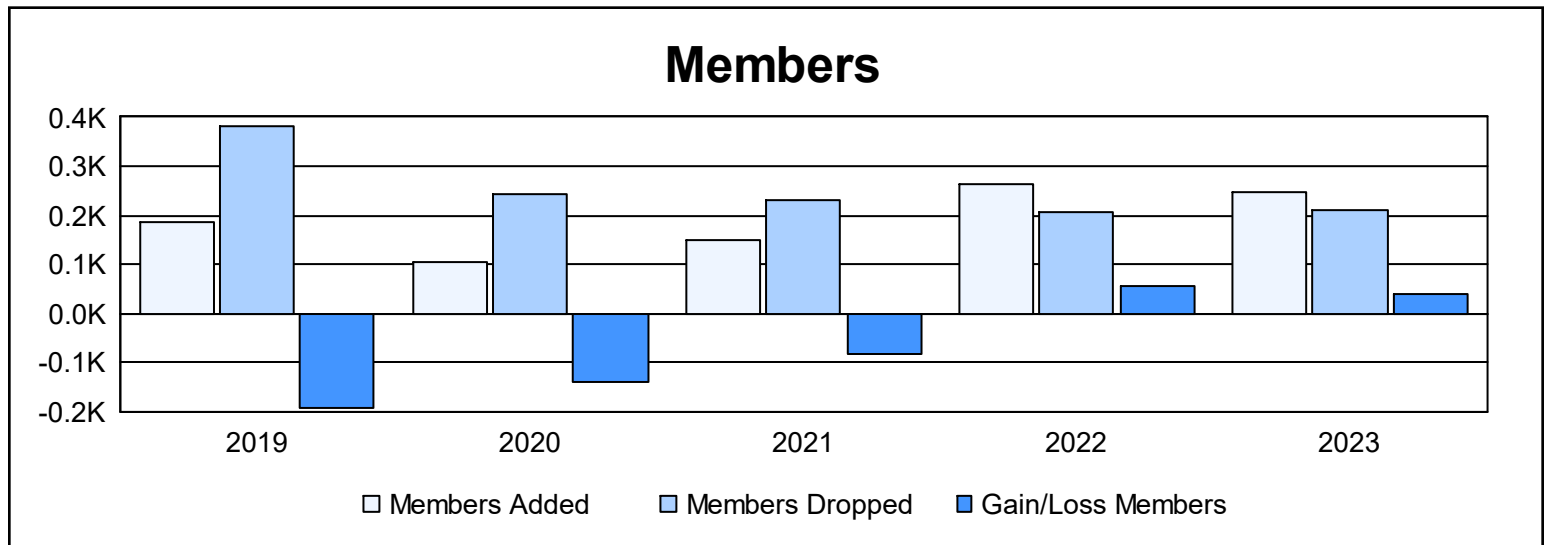
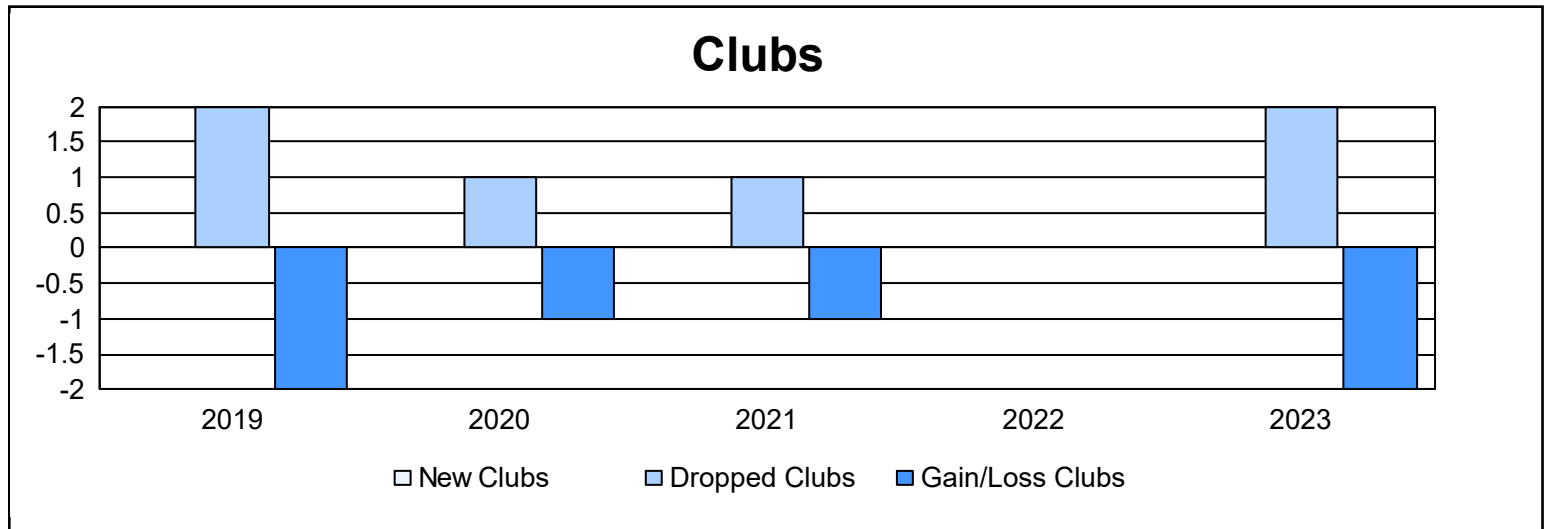
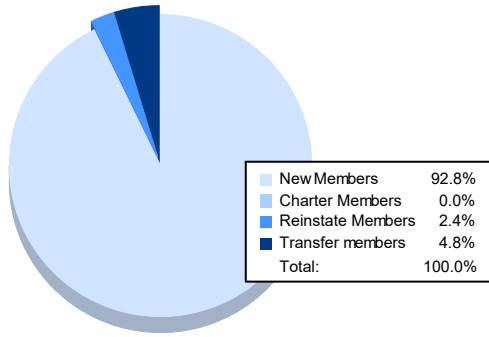


| Year | New Clubs | Dropped Clubs | Gain/ Loss Clubs | New Members | Charter Members | Reinstate Members | Transfer Members | Total Member Added | Total Members Dropped | Gain/ Loss Members |
|----------------|-----------|---------------|------------------|-------------|-----------------|-------------------|------------------|--------------------|-----------------------|--------------------|
| 2018-2019 | 0 | 2 | -2 | 179 | 0 | 1 | 8 | 188 | 382 | -194 |
| 2019-2020 | 0 | 1 | -1 | 91 | 1 | 8 | 3 | 103 | 243 | -140 |
| 2020-2021 | 0 | 1 | -1 | 134 | 0 | 10 | 5 | 149 | 232 | -83 |
| 2021-2022 | 0 | 0 | 0 | 238 | 3 | 16 | 7 | 264 | 208 | 56 |
| 2022-2023 | 0 | 2 | -2 | 231 | 0 | 6 | 12 | 249 | 209 | 40 |
| Average | 0 | 1 | -1 | 175 | 1 | 8 | 7 | 191 | 255 | -64 |



Membership Composition June 2023 Cumulative



Gender Composition June 2023 Cumulative

