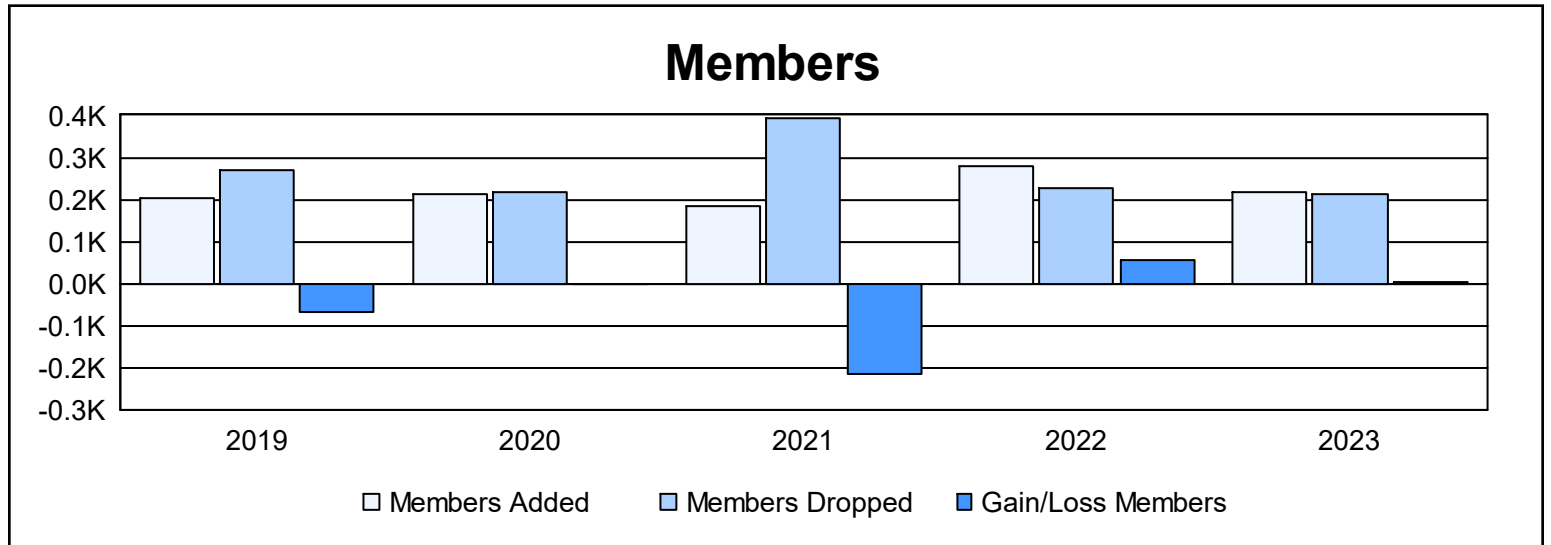
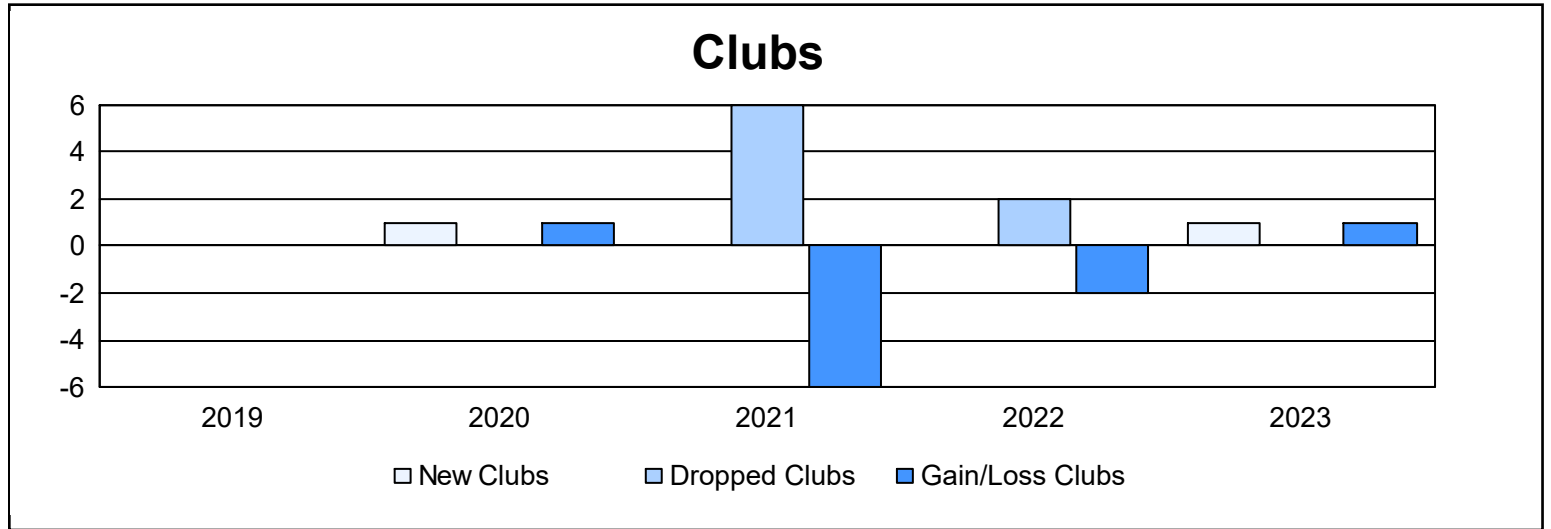
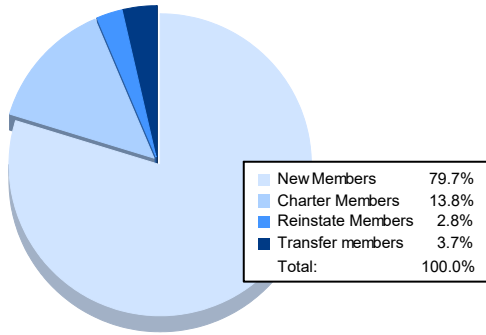


| Year | New Clubs | Dropped Clubs | Gain/ Loss Clubs | New Members | Charter Members | Reinstate Members | Transfer Members | Total Member Added | Total Members Dropped | Gain/ Loss Members |
|----------------|-----------|---------------|------------------|-------------|-----------------|-------------------|------------------|--------------------|-----------------------|--------------------|
| 2018-2019 | 0 | 0 | 0 | 185 | 0 | 6 | 10 | 201 | 267 | -66 |
| 2019-2020 | 1 | 0 | 1 | 184 | 21 | 3 | 6 | 214 | 217 | -3 |
| 2020-2021 | 0 | 6 | -6 | 164 | 3 | 8 | 7 | 182 | 395 | -213 |
| 2021-2022 | 0 | 2 | -2 | 260 | 4 | 10 | 6 | 280 | 226 | 54 |
| 2022-2023 | 1 | 0 | 1 | 173 | 30 | 6 | 8 | 217 | 214 | 3 |
| Average | 0 | 2 | -1 | 193 | 12 | 7 | 7 | 219 | 264 | -45 |



Membership Composition June 2023 Cumulative



Gender Composition June 2023 Cumulative

