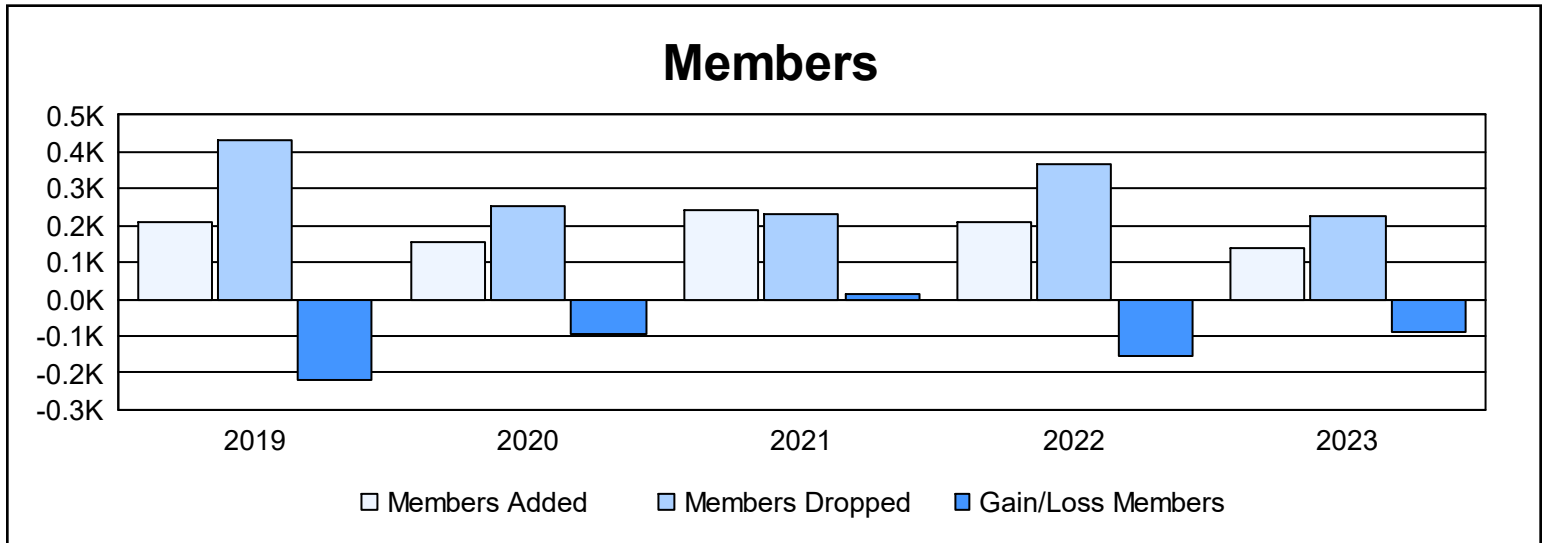
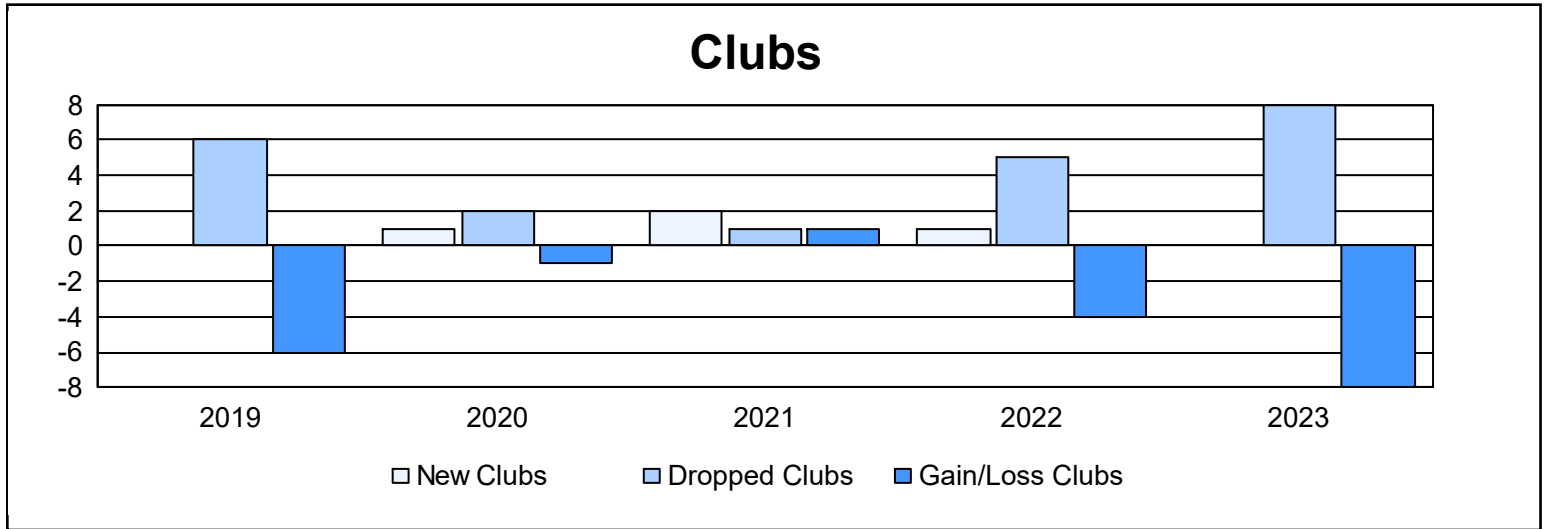
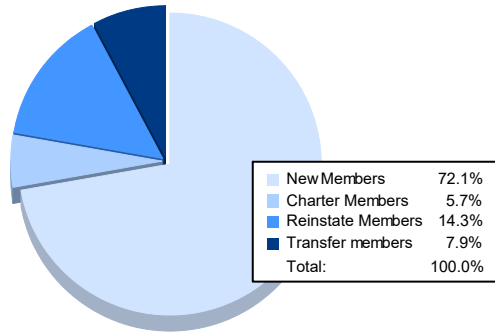


Year	New Clubs	Dropped Clubs	Gain/ Loss Clubs	New Members	Charter Members	Reinstate Members	Transfer Members	Total Member Added	Total Members Dropped	Gain/ Loss Members
2018-2019	0	6	-6	150	23	20	16	209	430	-221
2019-2020	1	2	-1	86	35	35	1	157	251	-94
2020-2021	2	1	1	165	50	22	6	243	231	12
2021-2022	1	5	-4	121	24	58	6	209	366	-157
2022-2023	0	8	-8	101	8	20	11	140	228	-88
<b>Average</b>	<b>1</b>	<b>4</b>	<b>-4</b>	<b>125</b>	<b>28</b>	<b>31</b>	<b>8</b>	<b>192</b>	<b>301</b>	<b>-110</b>



### Membership Composition June 2023 Cumulative



### Gender Composition June 2023 Cumulative

