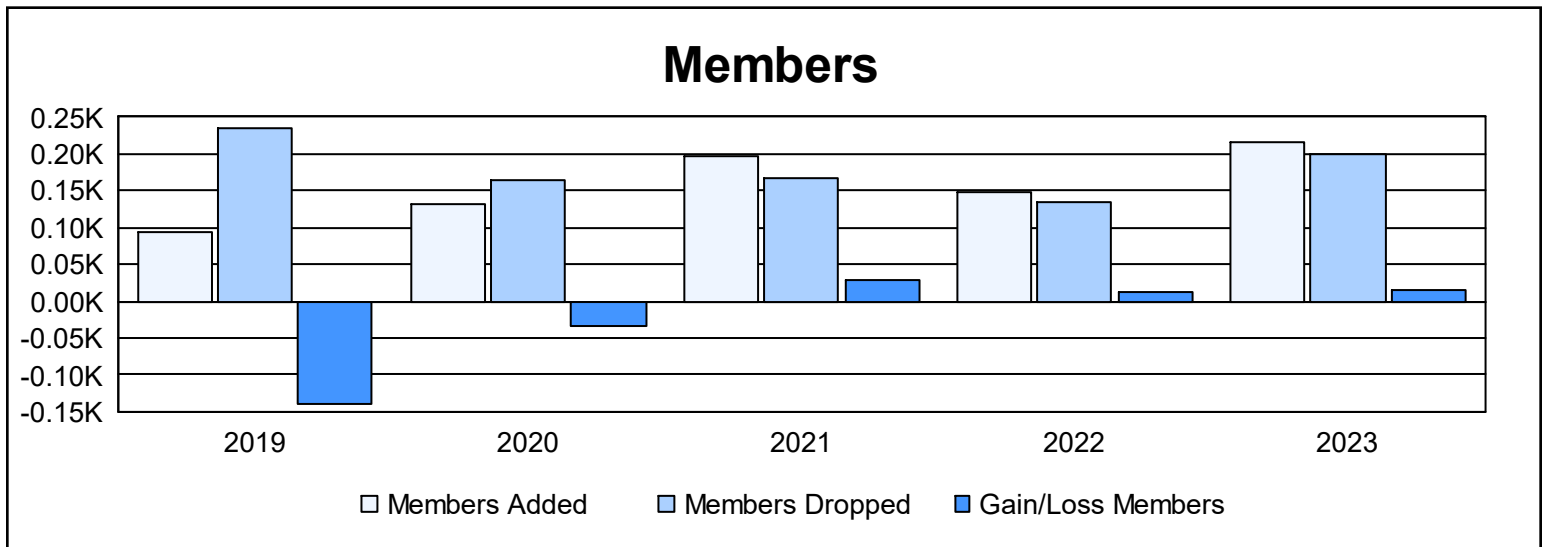
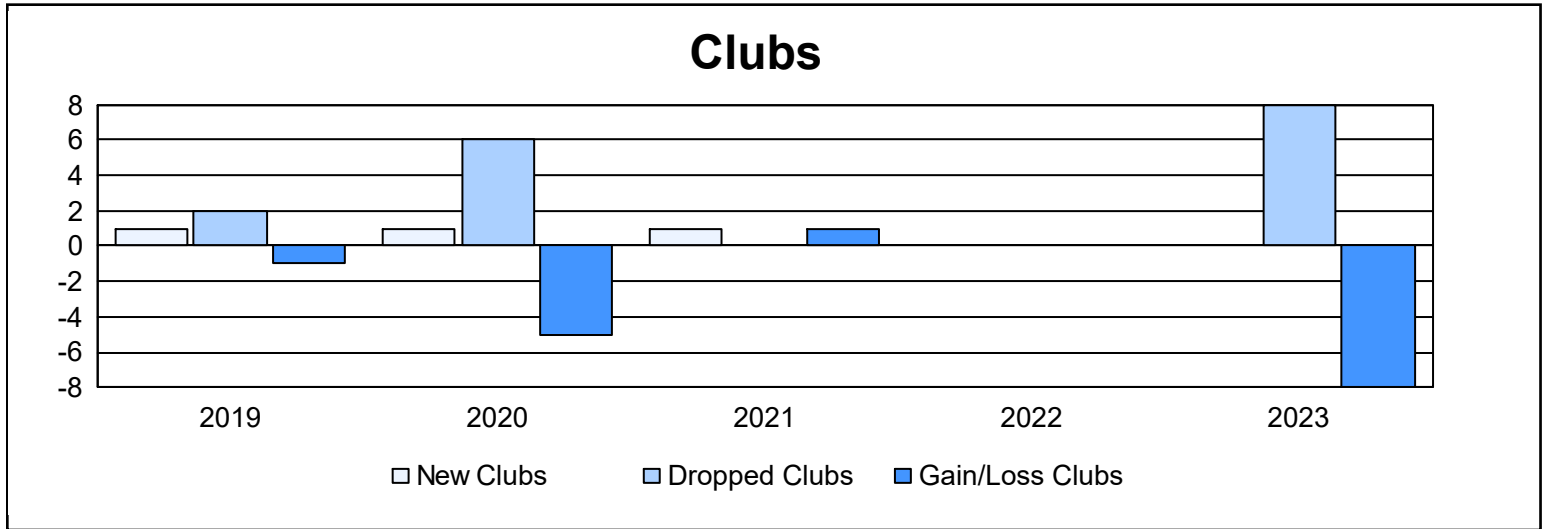
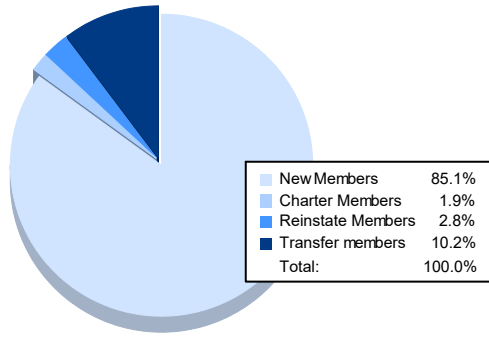


Year	New Clubs	Dropped Clubs	Gain/ Loss Clubs	New Members	Charter Members	Reinstate Members	Transfer Members	Total Member Added	Total Members Dropped	Gain/ Loss Members
2018-2019	1	2	-1	57	21	3	14	95	234	-139
2019-2020	1	6	-5	95	25	9	3	132	165	-33
2020-2021	1	0	1	162	26	1	7	196	166	30
2021-2022	0	0	0	132	0	8	7	147	135	12
2022-2023	0	8	-8	183	4	6	22	215	201	14
<b>Average</b>	<b>1</b>	<b>3</b>	<b>-3</b>	<b>126</b>	<b>15</b>	<b>5</b>	<b>11</b>	<b>157</b>	<b>180</b>	<b>-23</b>



### Membership Composition June 2023 Cumulative



### Gender Composition June 2023 Cumulative

