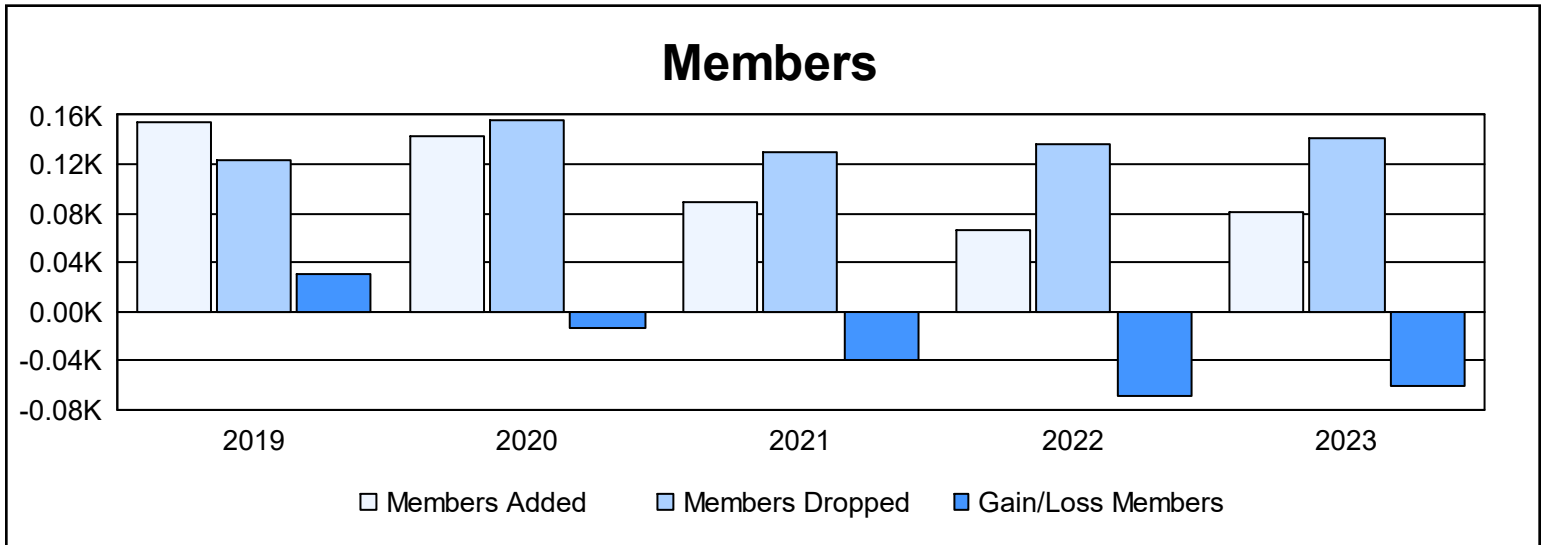
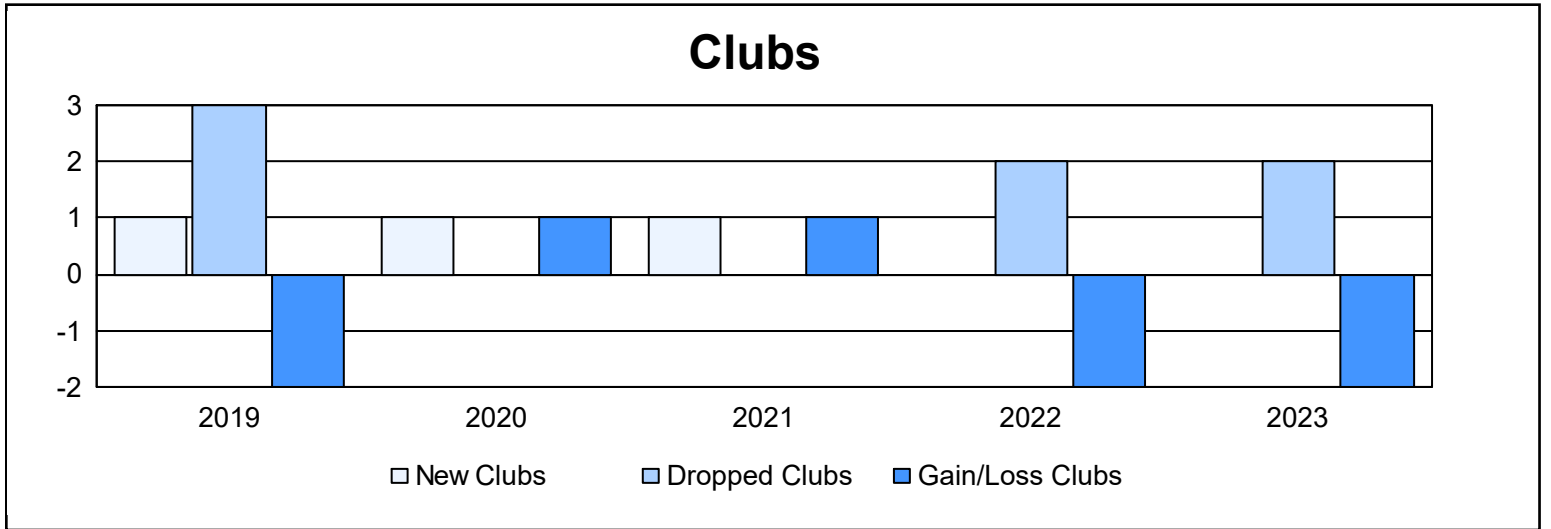
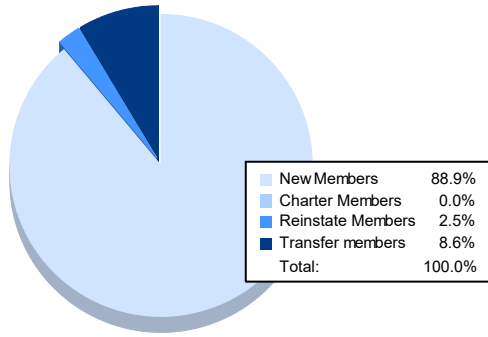


Year	New Clubs	Dropped Clubs	Gain/ Loss Clubs	New Members	Charter Members	Reinstate Members	Transfer Members	Total Member Added	Total Members Dropped	Gain/ Loss Members
2018-2019	1	3	-2	117	22	5	11	155	124	31
2019-2020	1	0	1	89	22	29	3	143	156	-13
2020-2021	1	0	1	64	20	3	2	89	129	-40
2021-2022	0	2	-2	58	1	3	5	67	136	-69
2022-2023	0	2	-2	72	0	2	7	81	142	-61
<b>Average</b>	<b>1</b>	<b>1</b>	<b>-1</b>	<b>80</b>	<b>13</b>	<b>8</b>	<b>6</b>	<b>107</b>	<b>137</b>	<b>-30</b>



### Membership Composition June 2023 Cumulative



### Gender Composition June 2023 Cumulative

