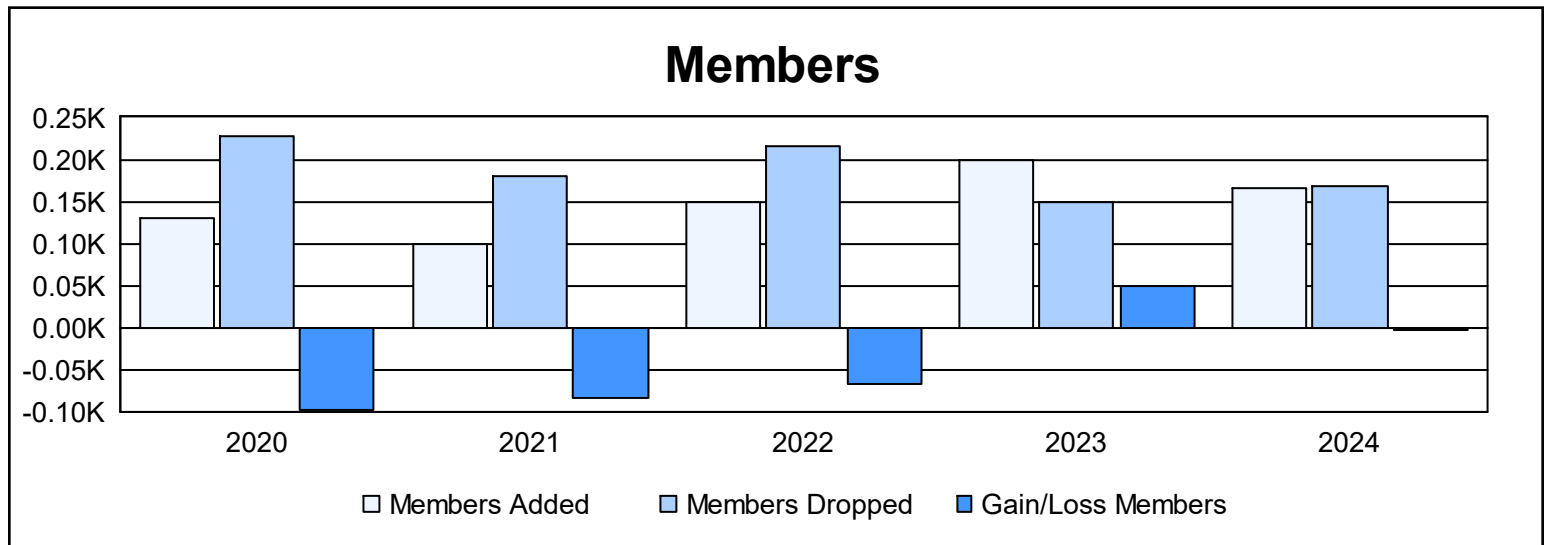
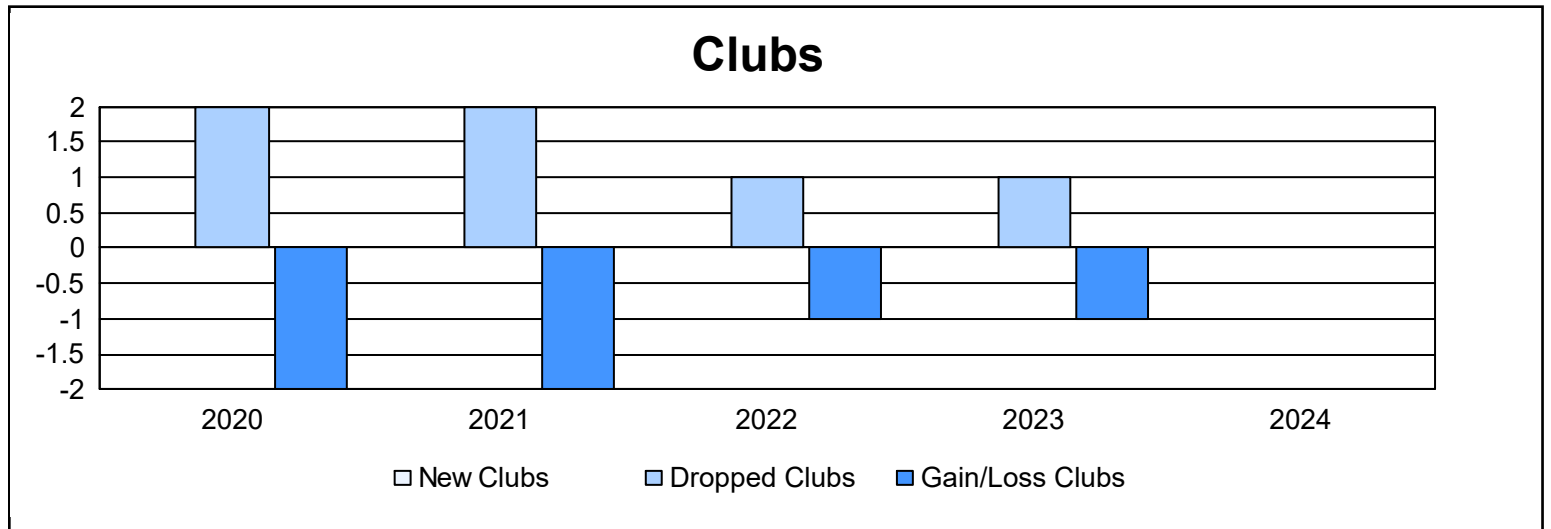
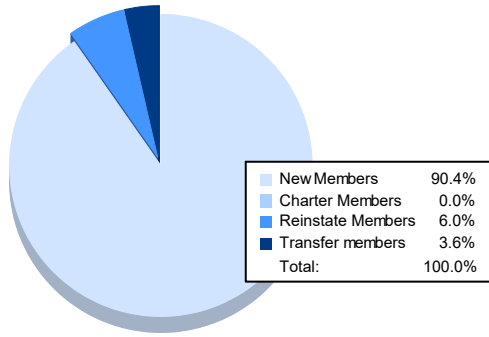


Year	New Clubs	Dropped Clubs	Gain/ Loss Clubs	New Members	Charter Members	Reinstate Members	Transfer Members	Total Member Added	Total Members Dropped	Gain/ Loss Members
2019-2020	0	2	-2	119	1	5	6	131	228	-97
2020-2021	0	2	-2	85	0	8	5	98	181	-83
2021-2022	0	1	-1	131	0	7	11	149	216	-67
2022-2023	0	1	-1	167	0	25	7	199	150	49
2023-2024	0	0	0	150	0	10	6	166	168	-2
<b>Average</b>	<b>0</b>	<b>1</b>	<b>-1</b>	<b>130</b>	<b>0</b>	<b>11</b>	<b>7</b>	<b>149</b>	<b>189</b>	<b>-40</b>



### Membership Composition June 2024 Cumulative



### Gender Composition June 2024 Cumulative

