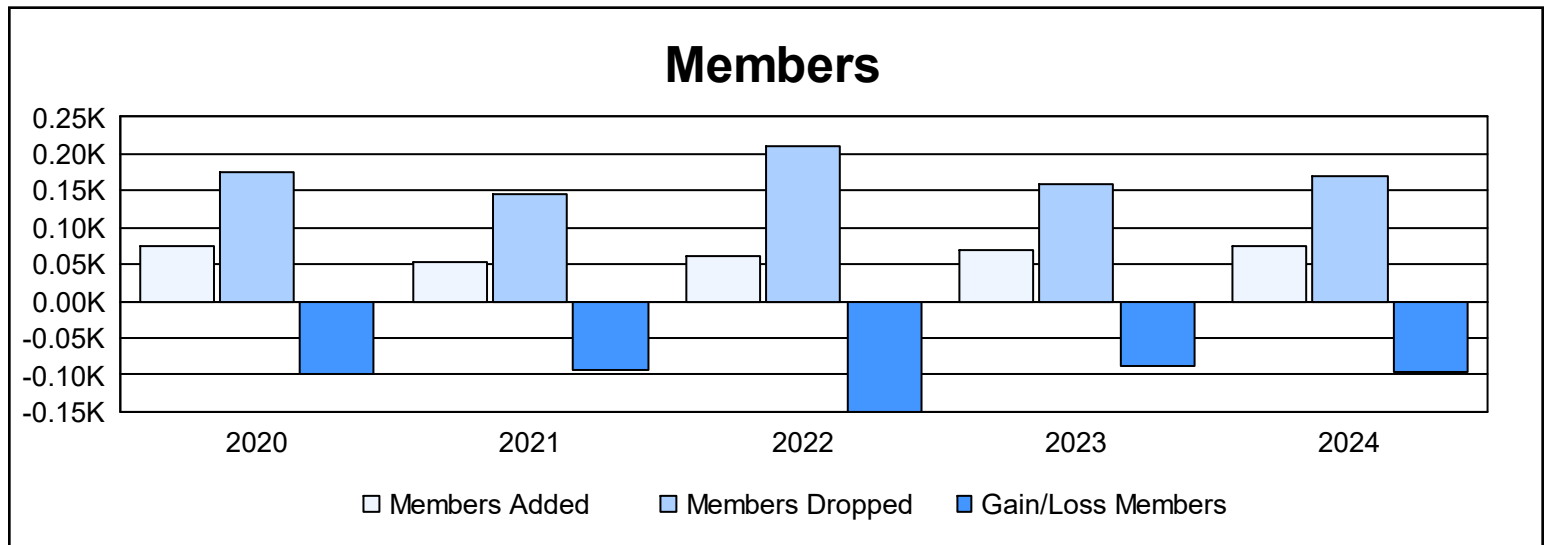
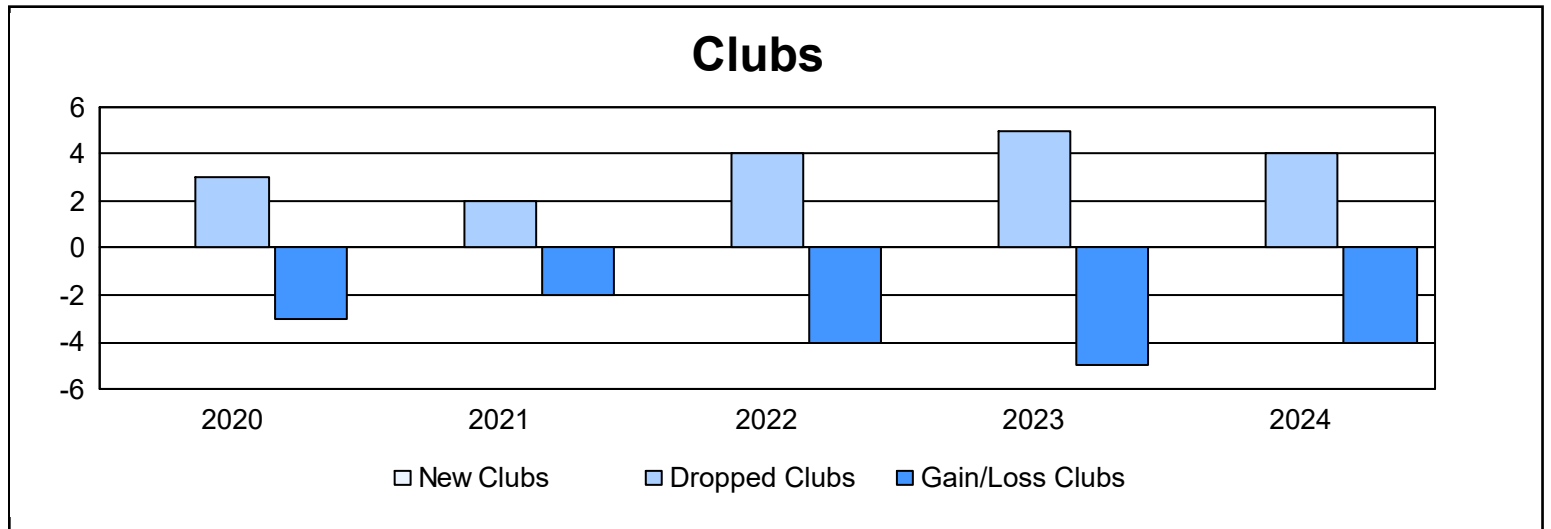
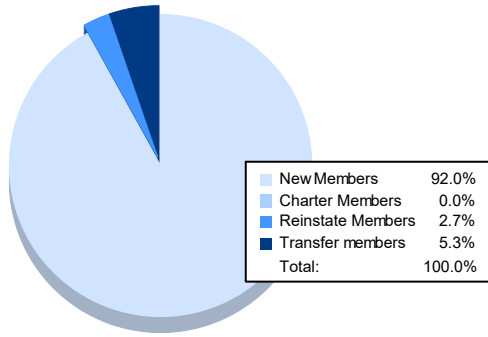


Year	New Clubs	Dropped Clubs	Gain/ Loss Clubs	New Members	Charter Members	Reinstate Members	Transfer Members	Total Member Added	Total Members Dropped	Gain/ Loss Members
2019-2020	0	3	-3	67	1	1	5	74	174	-100
2020-2021	0	2	-2	30	2	1	19	52	145	-93
2021-2022	0	4	-4	55	1	1	3	60	210	-150
2022-2023	0	5	-5	59	0	4	6	69	158	-89
2023-2024	0	4	-4	69	0	2	4	75	170	-95
<b>Average</b>	<b>0</b>	<b>4</b>	<b>-4</b>	<b>56</b>	<b>1</b>	<b>2</b>	<b>7</b>	<b>66</b>	<b>171</b>	<b>-105</b>



### Membership Composition June 2024 Cumulative



### Gender Composition June 2024 Cumulative

