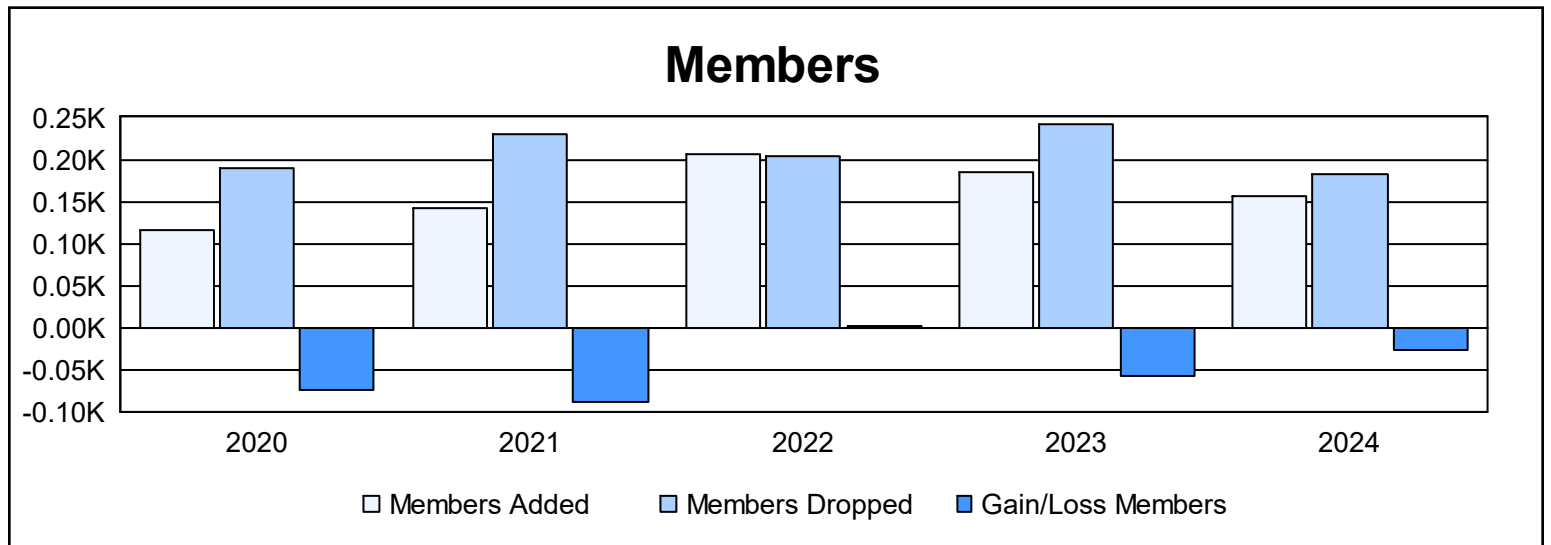
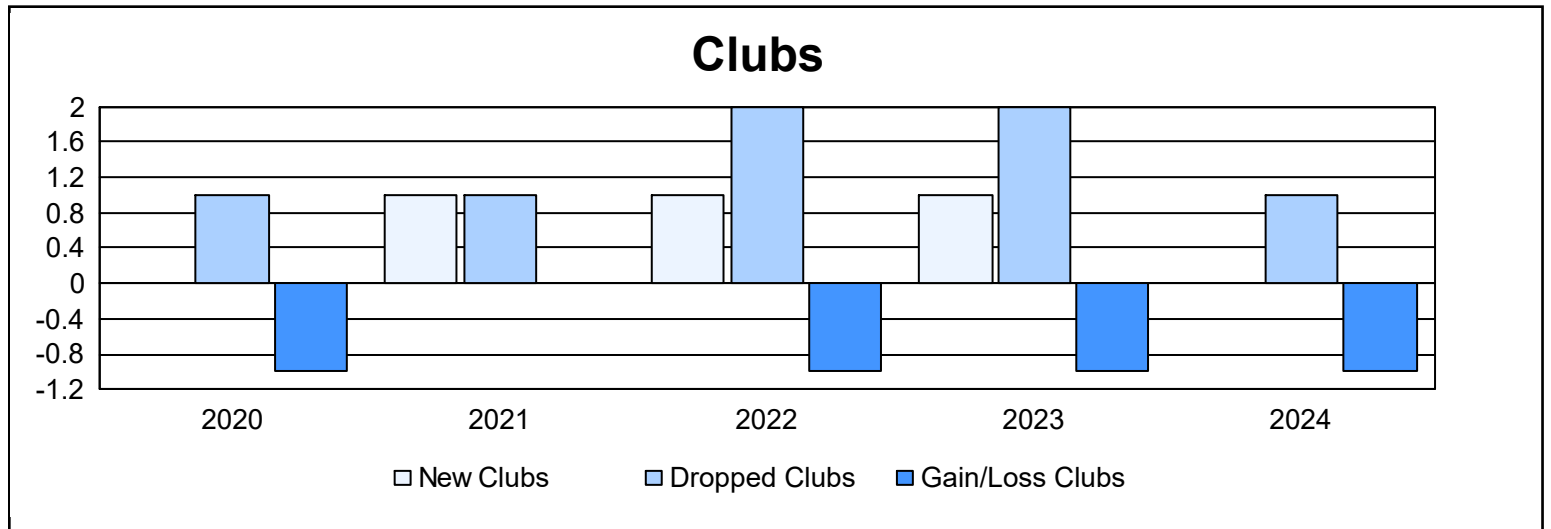
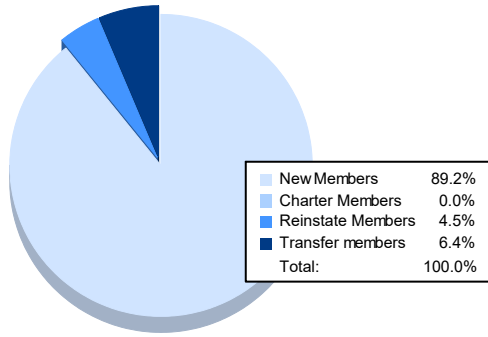


Year	New Clubs	Dropped Clubs	Gain/ Loss Clubs	New Members	Charter Members	Reinstate Members	Transfer Members	Total Member Added	Total Members Dropped	Gain/ Loss Members
2019-2020	0	1	-1	91	1	4	19	115	190	-75
2020-2021	1	1	0	98	21	4	18	141	229	-88
2021-2022	1	2	-1	153	22	3	28	206	204	2
2022-2023	1	2	-1	139	21	8	16	184	241	-57
2023-2024	0	1	-1	140	0	7	10	157	183	-26
<b>Average</b>	<b>1</b>	<b>1</b>	<b>-1</b>	<b>124</b>	<b>13</b>	<b>5</b>	<b>18</b>	<b>161</b>	<b>209</b>	<b>-49</b>



### Membership Composition June 2024 Cumulative



### Gender Composition June 2024 Cumulative

