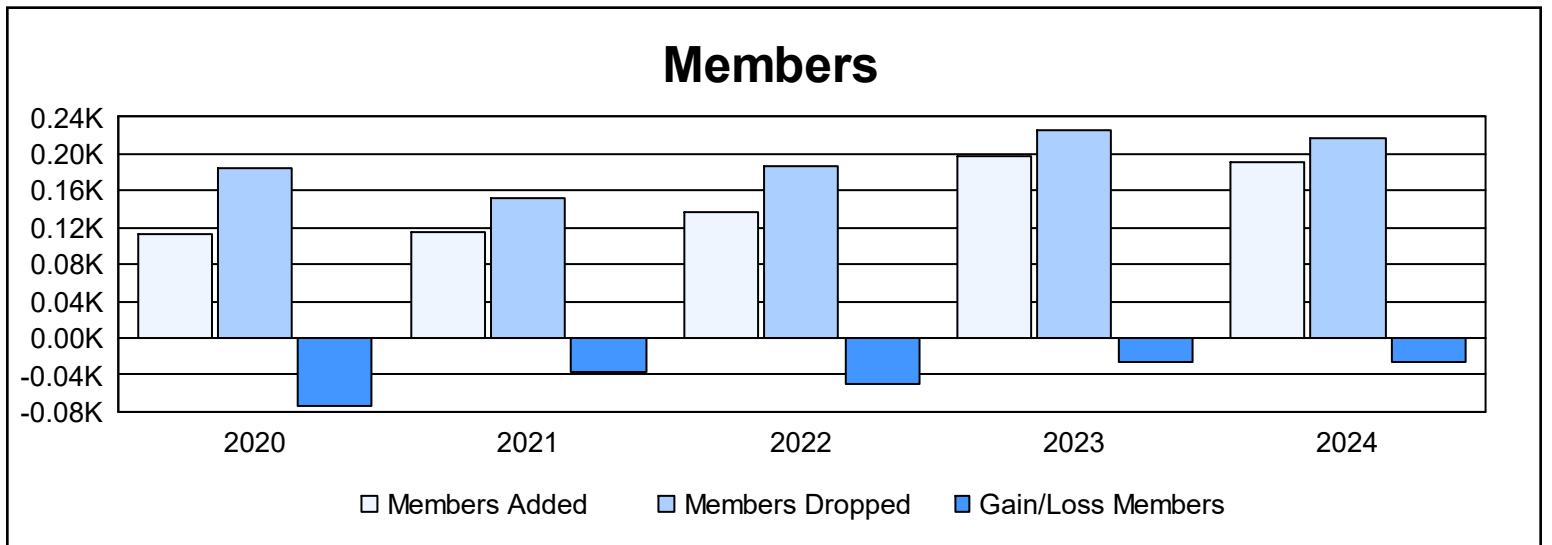
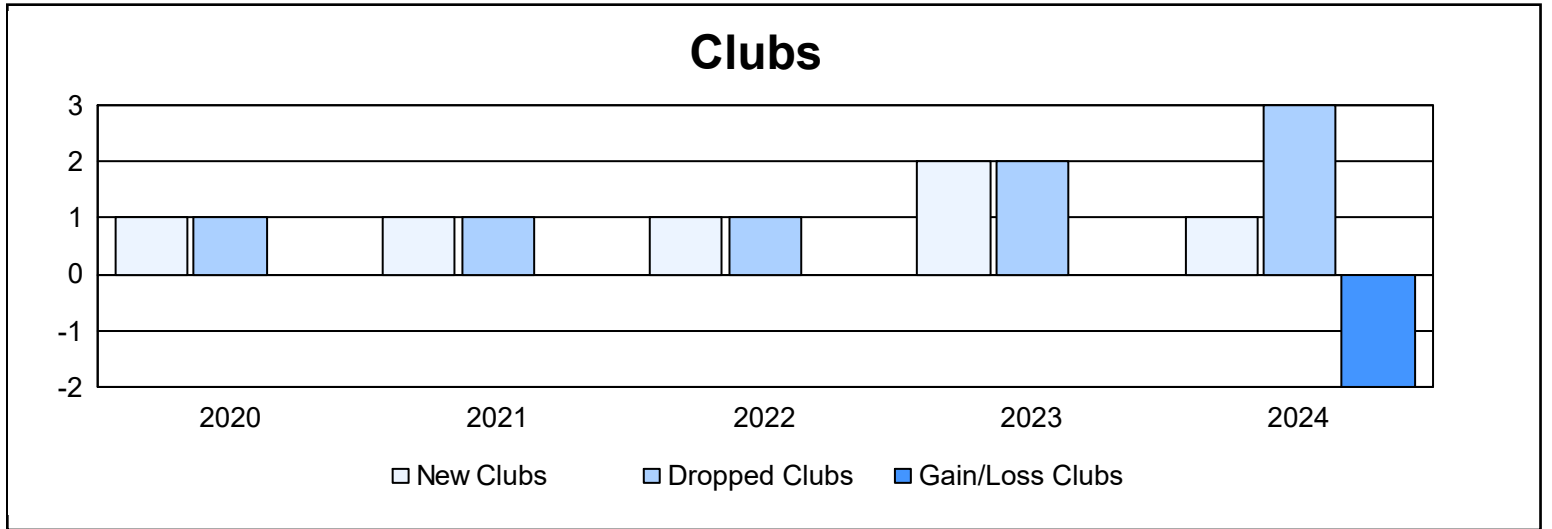
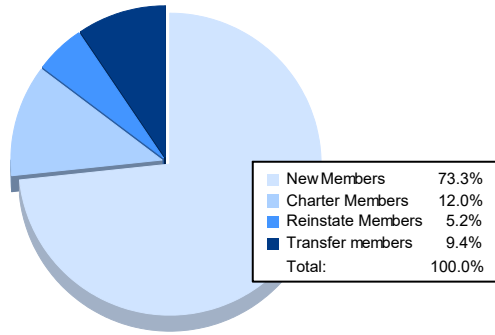


Year	New Clubs	Dropped Clubs	Gain/ Loss Clubs	New Members	Charter Members	Reinstate Members	Transfer Members	Total Member Added	Total Members Dropped	Gain/ Loss Members
2019-2020	1	1	0	64	22	6	20	112	185	-73
2020-2021	1	1	0	73	22	7	14	116	152	-36
2021-2022	1	1	0	93	23	3	17	136	187	-51
2022-2023	2	2	0	109	44	9	36	198	225	-27
2023-2024	1	3	-2	140	23	10	18	191	217	-26
<b>Average</b>	<b>1</b>	<b>2</b>	<b>0</b>	<b>96</b>	<b>27</b>	<b>7</b>	<b>21</b>	<b>151</b>	<b>193</b>	<b>-43</b>



### Membership Composition June 2024 Cumulative



### Gender Composition June 2024 Cumulative

