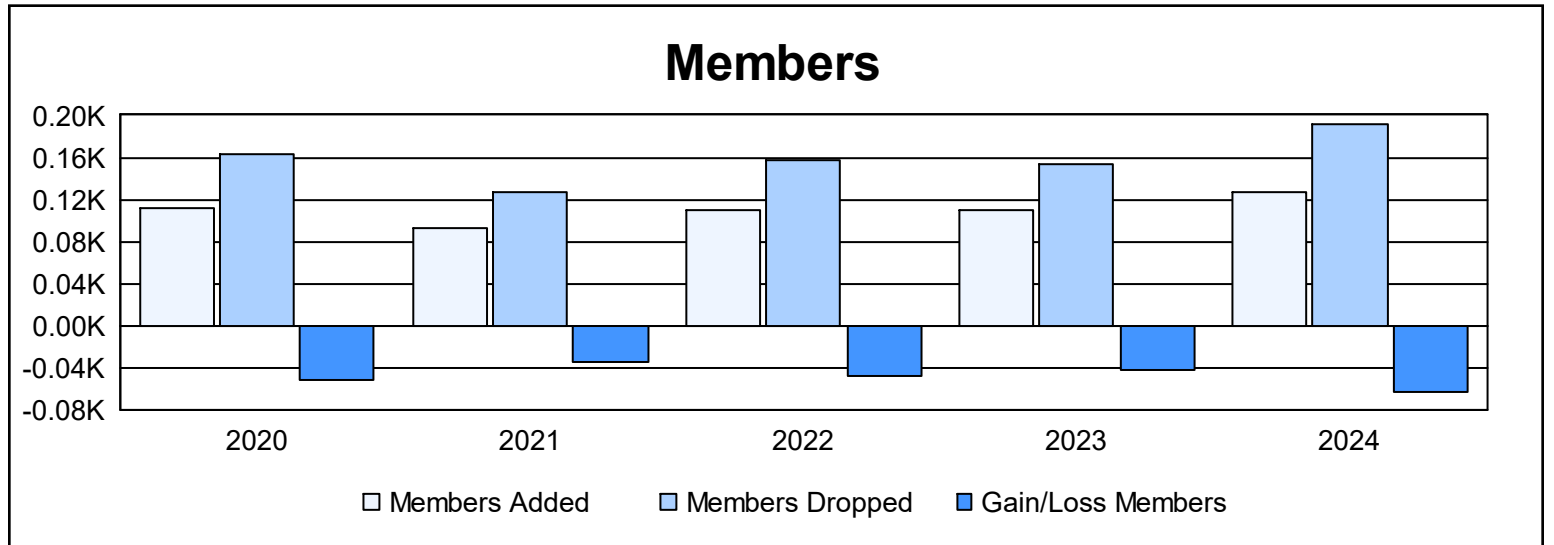
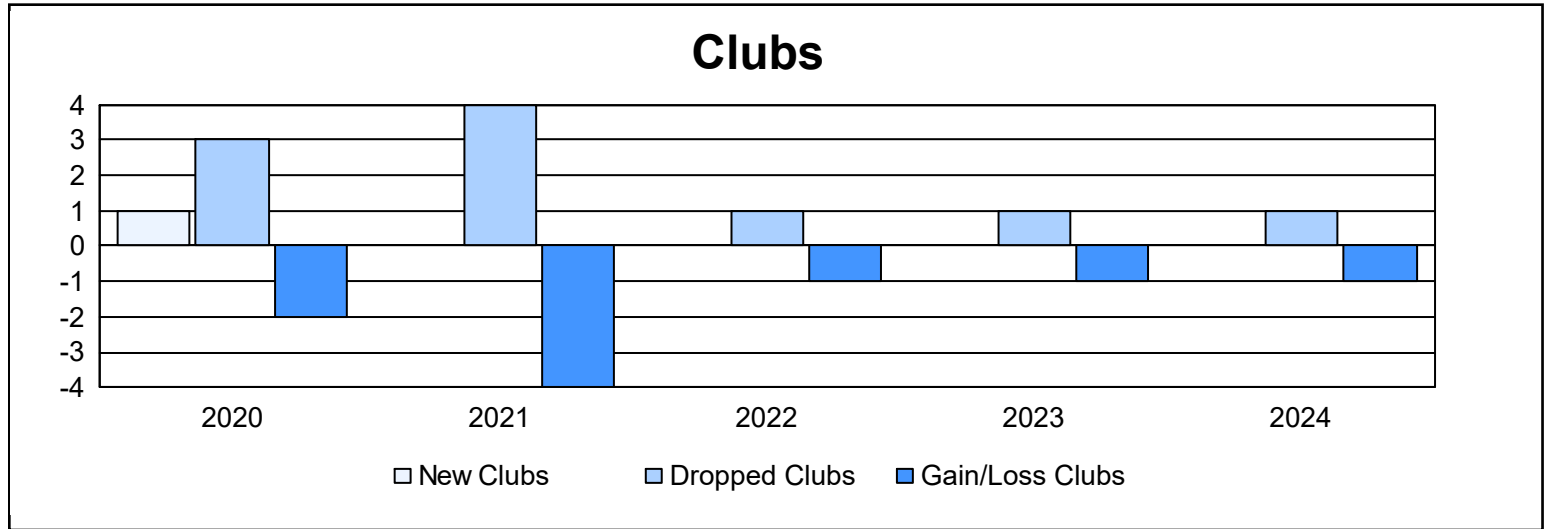
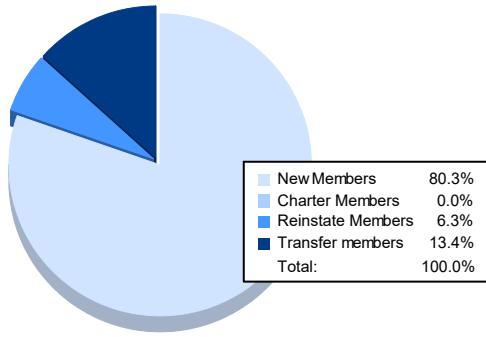


| Year | New Clubs | Dropped Clubs | Gain/ Loss Clubs | New Members | Charter Members | Reinstate Members | Transfer Members | Total Member Added | Total Members Dropped | Gain/ Loss Members |
|----------------|-----------|---------------|------------------|-------------|-----------------|-------------------|------------------|--------------------|-----------------------|--------------------|
| 2019-2020 | 1 | 3 | -2 | 66 | 24 | 3 | 18 | 111 | 162 | -51 |
| 2020-2021 | 0 | 4 | -4 | 81 | 2 | 2 | 7 | 92 | 126 | -34 |
| 2021-2022 | 0 | 1 | -1 | 103 | 0 | 1 | 6 | 110 | 158 | -48 |
| 2022-2023 | 0 | 1 | -1 | 100 | 2 | 2 | 6 | 110 | 153 | -43 |
| 2023-2024 | 0 | 1 | -1 | 102 | 0 | 8 | 17 | 127 | 191 | -64 |
| Average | 0 | 2 | -2 | 90 | 6 | 3 | 11 | 110 | 158 | -48 |



Membership Composition June 2024 Cumulative



Gender Composition June 2024 Cumulative

