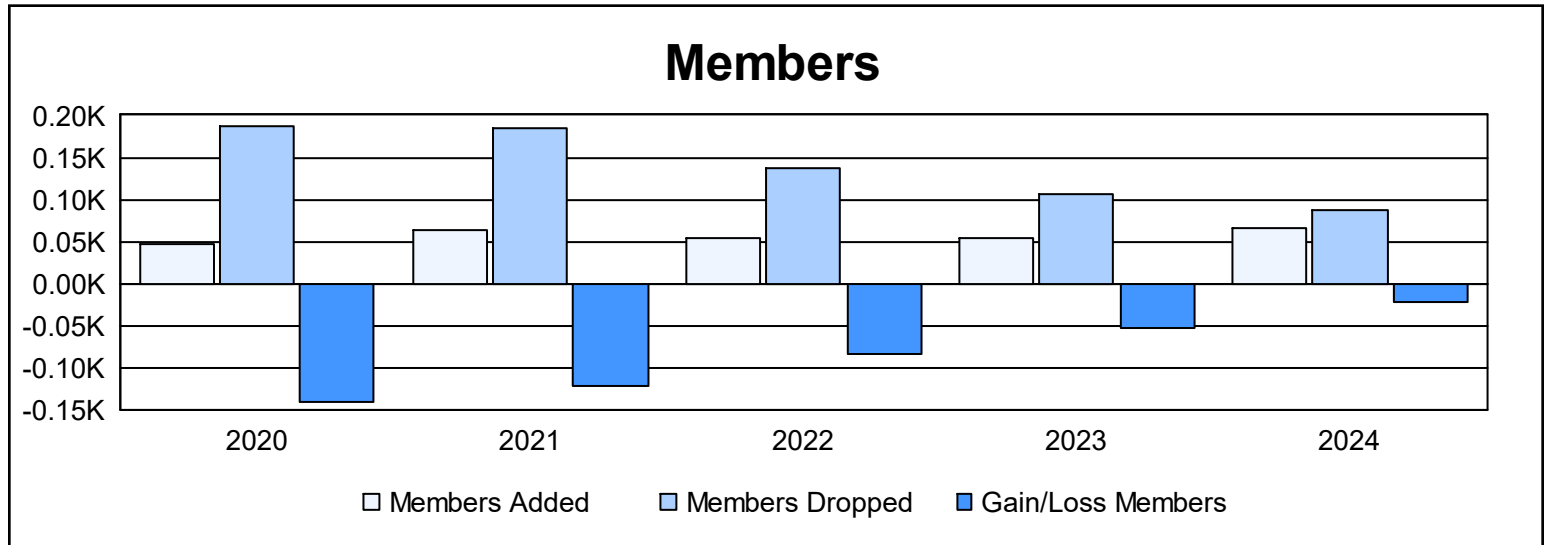
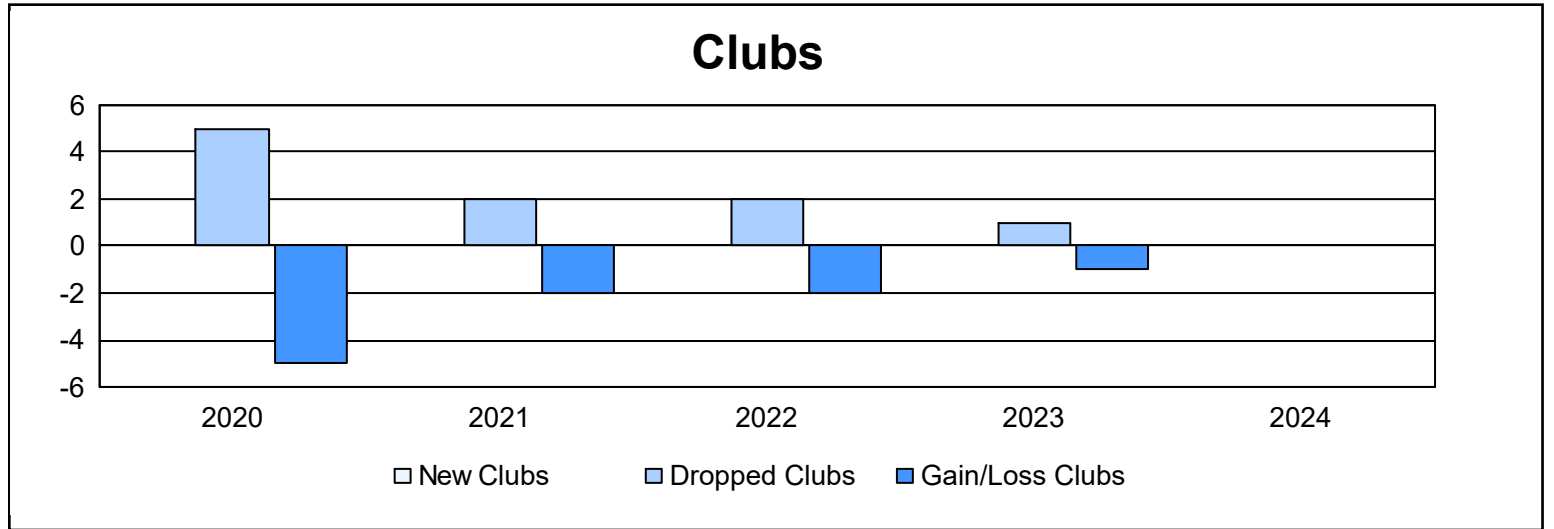
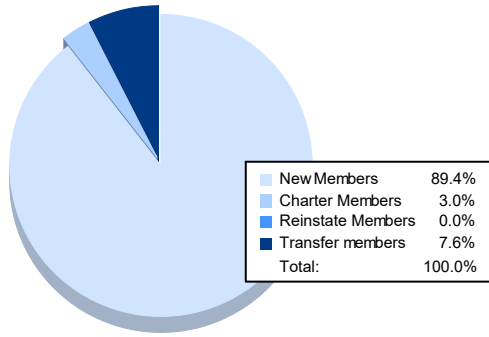


Year	New Clubs	Dropped Clubs	Gain/ Loss Clubs	New Members	Charter Members	Reinstate Members	Transfer Members	Total Member Added	Total Members Dropped	Gain/ Loss Members
2019-2020	0	5	-5	40	1	1	4	46	186	-140
2020-2021	0	2	-2	48	1	1	14	64	185	-121
2021-2022	0	2	-2	50	0	0	3	53	136	-83
2022-2023	0	1	-1	49	1	0	4	54	106	-52
2023-2024	0	0	0	59	2	0	5	66	87	-21
<b>Average</b>	<b>0</b>	<b>2</b>	<b>-2</b>	<b>49</b>	<b>1</b>	<b>0</b>	<b>6</b>	<b>57</b>	<b>140</b>	<b>-83</b>



### Membership Composition June 2024 Cumulative



### Gender Composition June 2024 Cumulative

