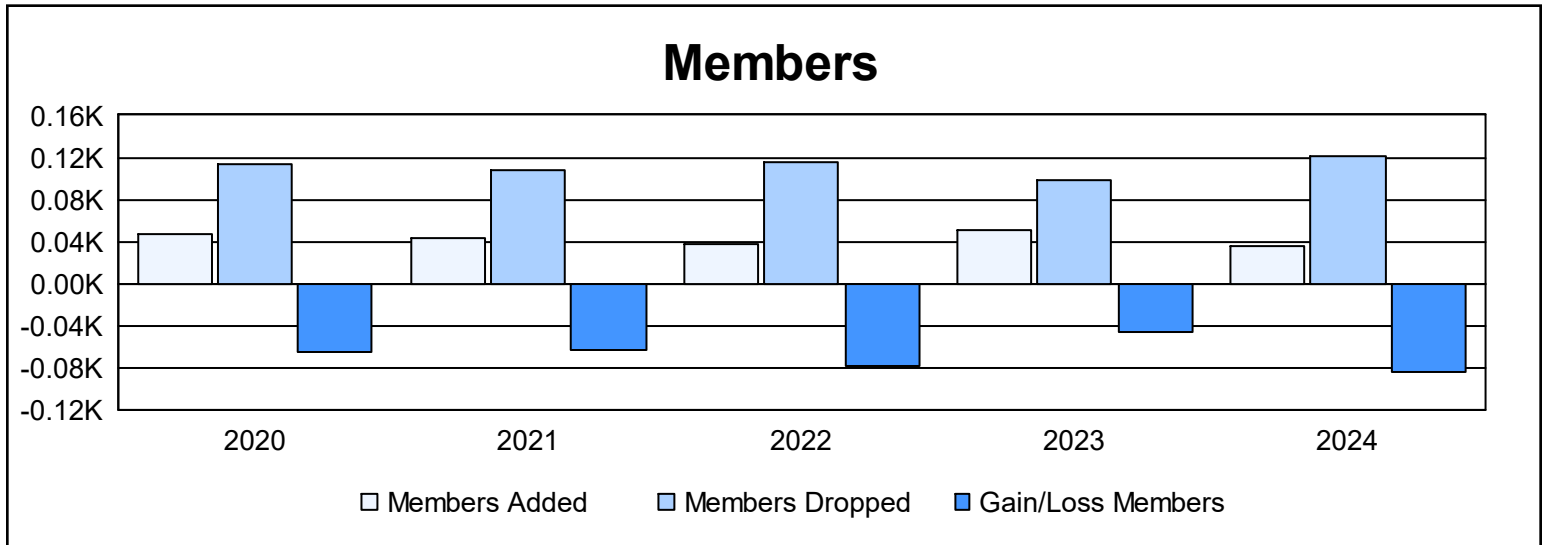
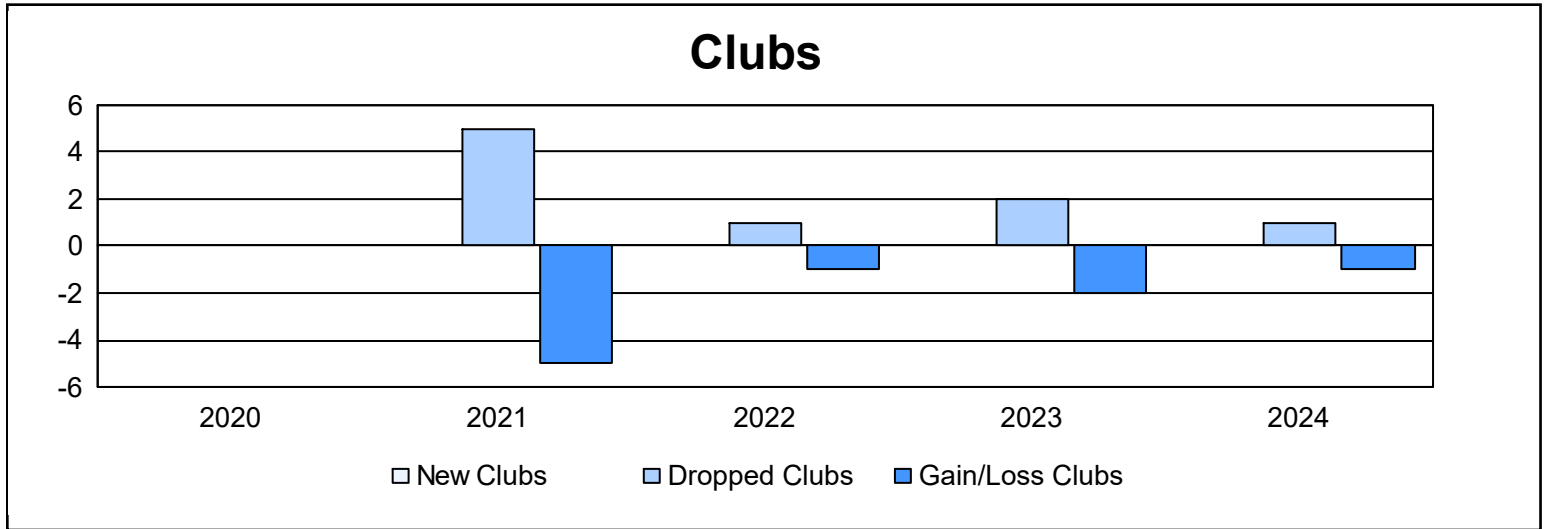
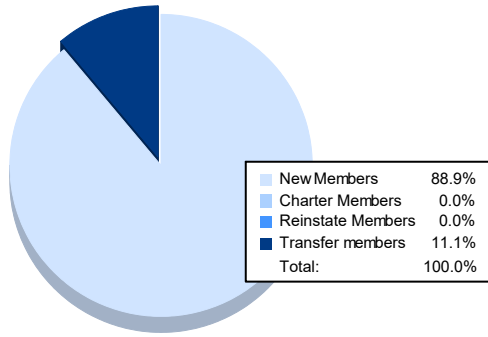


Year	New Clubs	Dropped Clubs	Gain/ Loss Clubs	New Members	Charter Members	Reinstate Members	Transfer Members	Total Member Added	Total Members Dropped	Gain/ Loss Members
2019-2020	0	0	0	43	0	1	3	47	113	-66
2020-2021	0	5	-5	40	0	0	4	44	108	-64
2021-2022	0	1	-1	34	0	2	1	37	115	-78
2022-2023	0	2	-2	49	0	1	1	51	98	-47
2023-2024	0	1	-1	32	0	0	4	36	121	-85
<b>Average</b>	<b>0</b>	<b>2</b>	<b>-2</b>	<b>40</b>	<b>0</b>	<b>1</b>	<b>3</b>	<b>43</b>	<b>111</b>	<b>-68</b>



### Membership Composition June 2024 Cumulative



### Gender Composition June 2024 Cumulative

