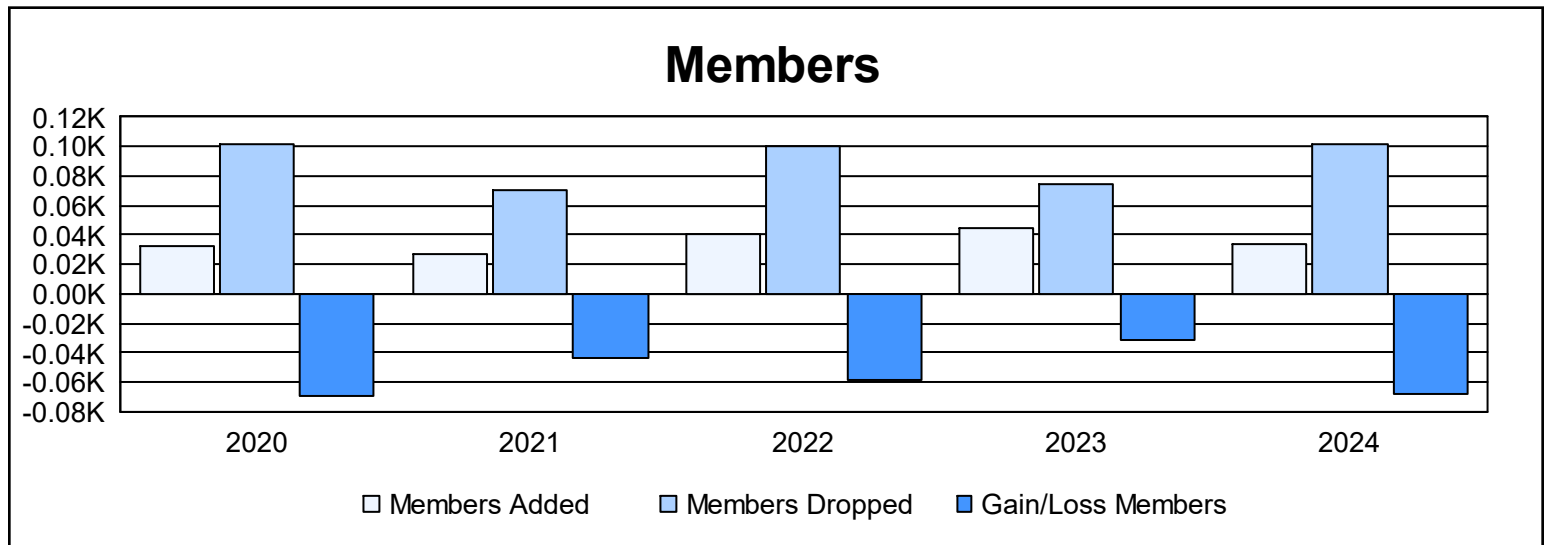
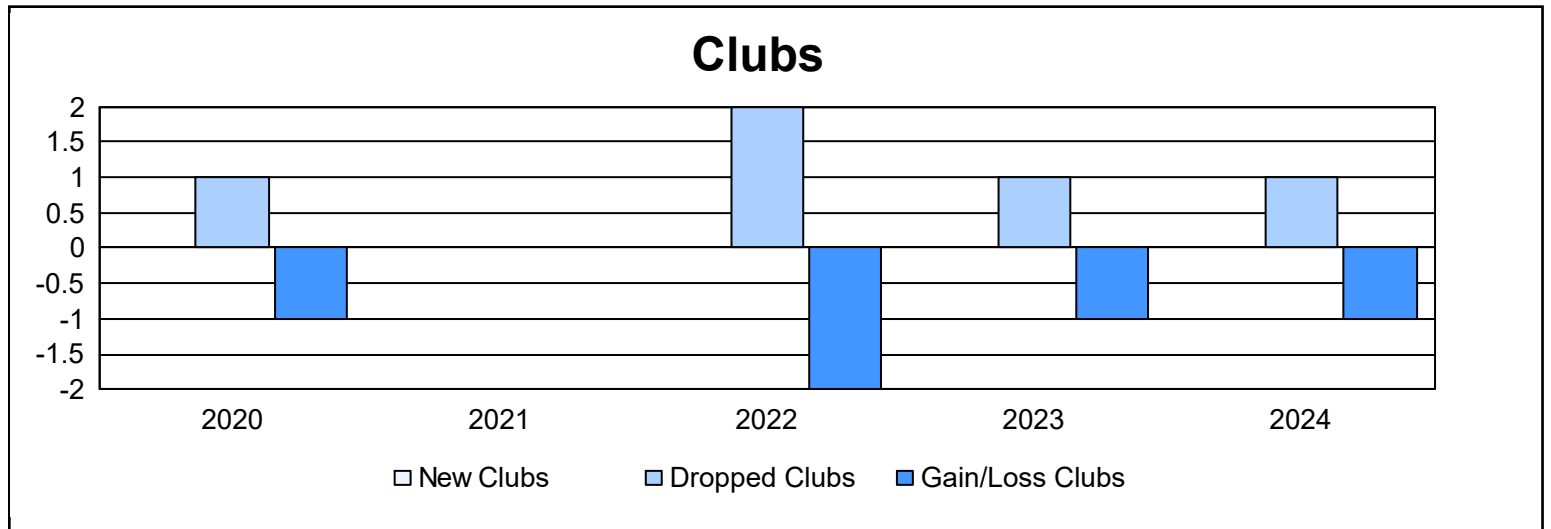
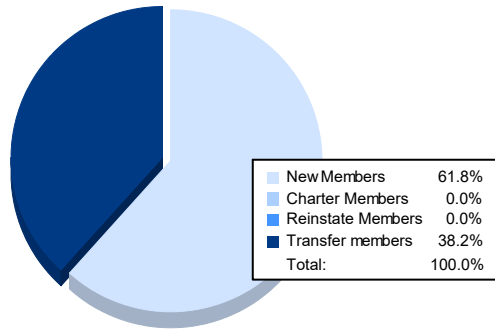


Year	New Clubs	Dropped Clubs	Gain/ Loss Clubs	New Members	Charter Members	Reinstate Members	Transfer Members	Total Member Added	Total Members Dropped	Gain/ Loss Members
2019-2020	0	1	-1	33	0	0	0	33	102	-69
2020-2021	0	0	0	23	0	1	3	27	71	-44
2021-2022	0	2	-2	38	0	1	2	41	100	-59
2022-2023	0	1	-1	41	1	1	1	44	75	-31
2023-2024	0	1	-1	21	0	0	13	34	102	-68
<b>Average</b>	<b>0</b>	<b>1</b>	<b>-1</b>	<b>31</b>	<b>0</b>	<b>1</b>	<b>4</b>	<b>36</b>	<b>90</b>	<b>-54</b>



### Membership Composition June 2024 Cumulative



### Gender Composition June 2024 Cumulative

