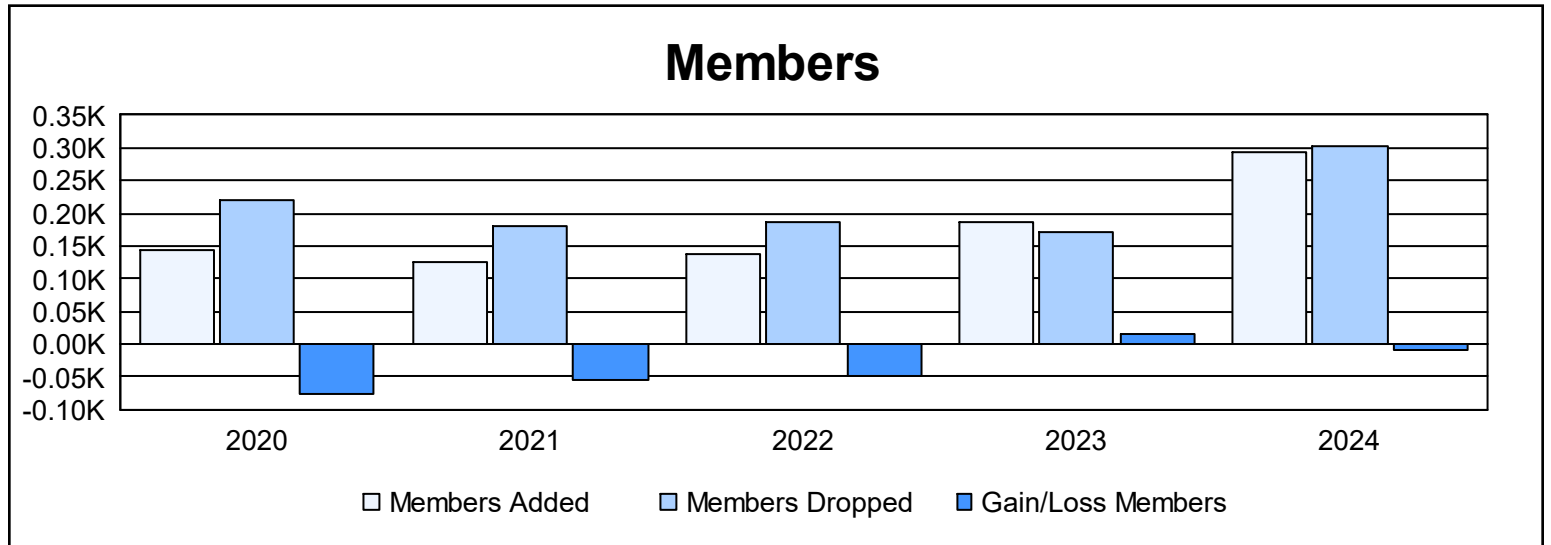
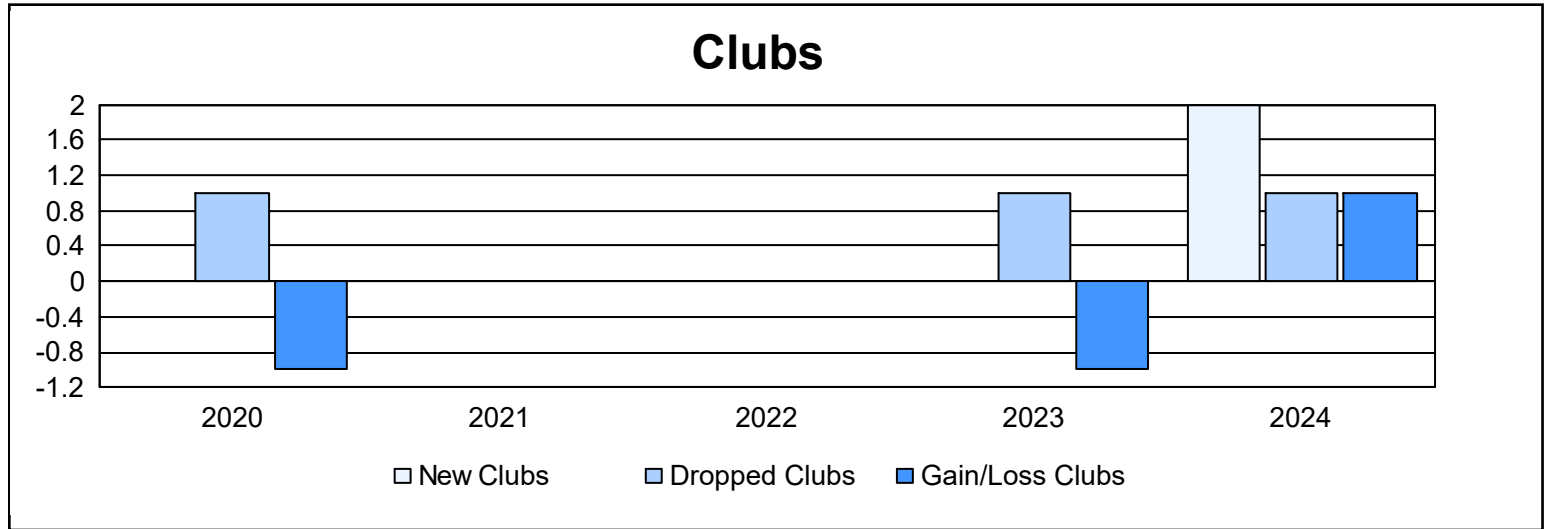
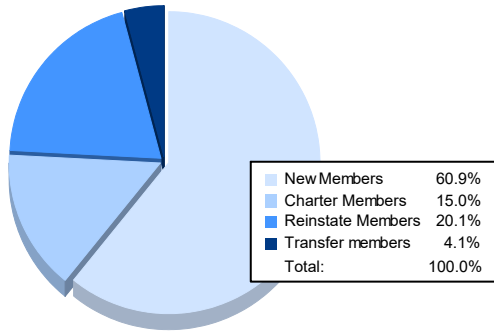


Year	New Clubs	Dropped Clubs	Gain/ Loss Clubs	New Members	Charter Members	Reinstate Members	Transfer Members	Total Member Added	Total Members Dropped	Gain/ Loss Members
2019-2020	0	1	-1	111	2	4	28	145	221	-76
2020-2021	0	0	0	111	0	9	4	124	179	-55
2021-2022	0	0	0	129	0	4	4	137	185	-48
2022-2023	0	1	-1	177	0	1	7	185	171	14
2023-2024	2	1	1	179	44	59	12	294	302	-8
<b>Average</b>	<b>0</b>	<b>1</b>	<b>0</b>	<b>141</b>	<b>9</b>	<b>15</b>	<b>11</b>	<b>177</b>	<b>212</b>	<b>-35</b>



### Membership Composition June 2024 Cumulative



### Gender Composition June 2024 Cumulative

