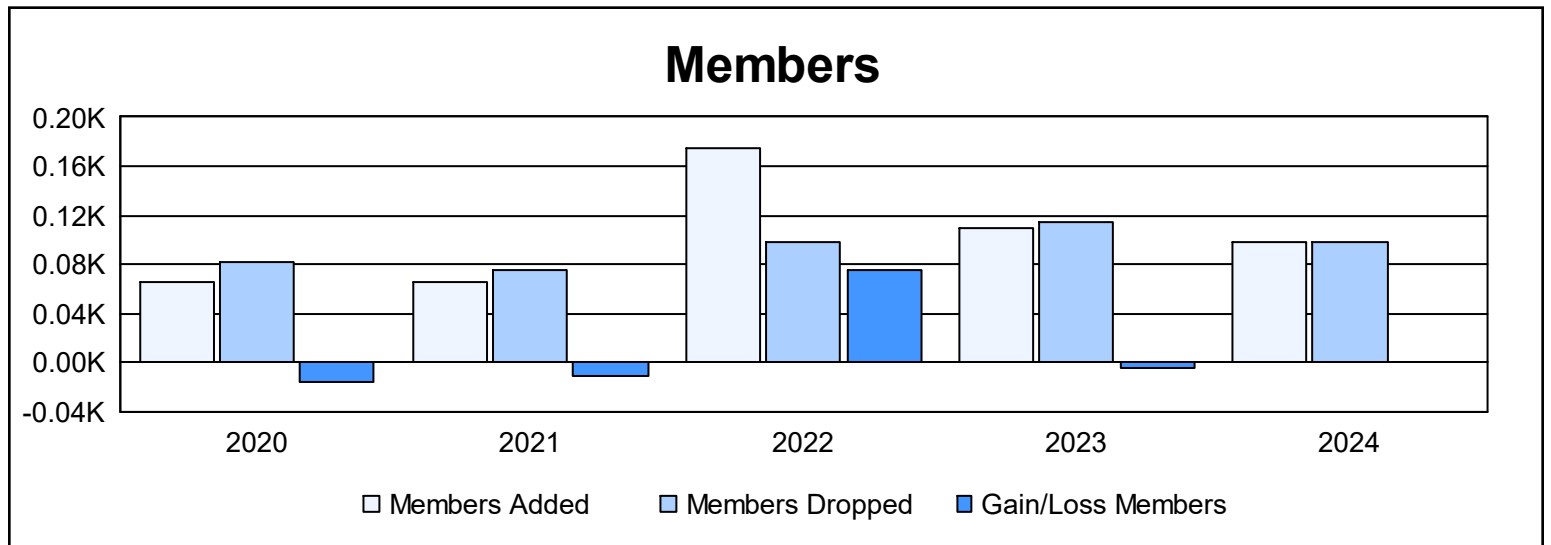
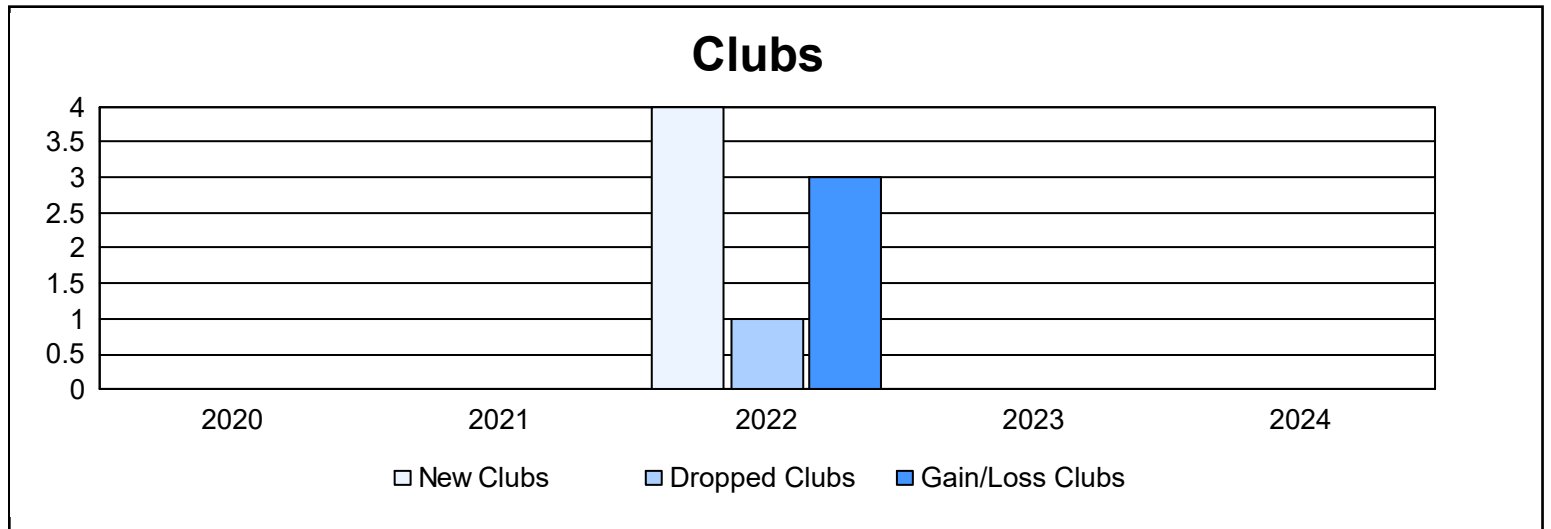
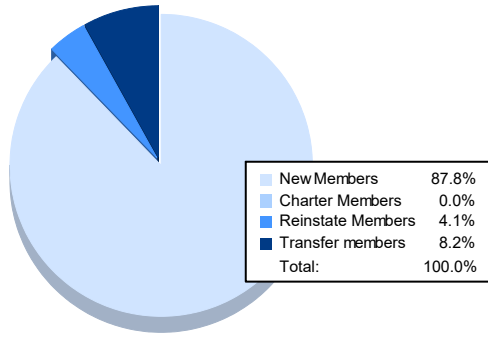


Year	New Clubs	Dropped Clubs	Gain/ Loss Clubs	New Members	Charter Members	Reinstate Members	Transfer Members	Total Member Added	Total Members Dropped	Gain/ Loss Members
2019-2020	0	0	0	62	0	0	4	66	82	-16
2020-2021	0	0	0	56	0	3	6	65	76	-11
2021-2022	4	1	3	65	91	0	18	174	98	76
2022-2023	0	0	0	99	4	1	6	110	115	-5
2023-2024	0	0	0	86	0	4	8	98	98	0
<b>Average</b>	<b>1</b>	<b>0</b>	<b>1</b>	<b>74</b>	<b>19</b>	<b>2</b>	<b>8</b>	<b>103</b>	<b>94</b>	<b>9</b>



### Membership Composition June 2024 Cumulative



### Gender Composition June 2024 Cumulative

