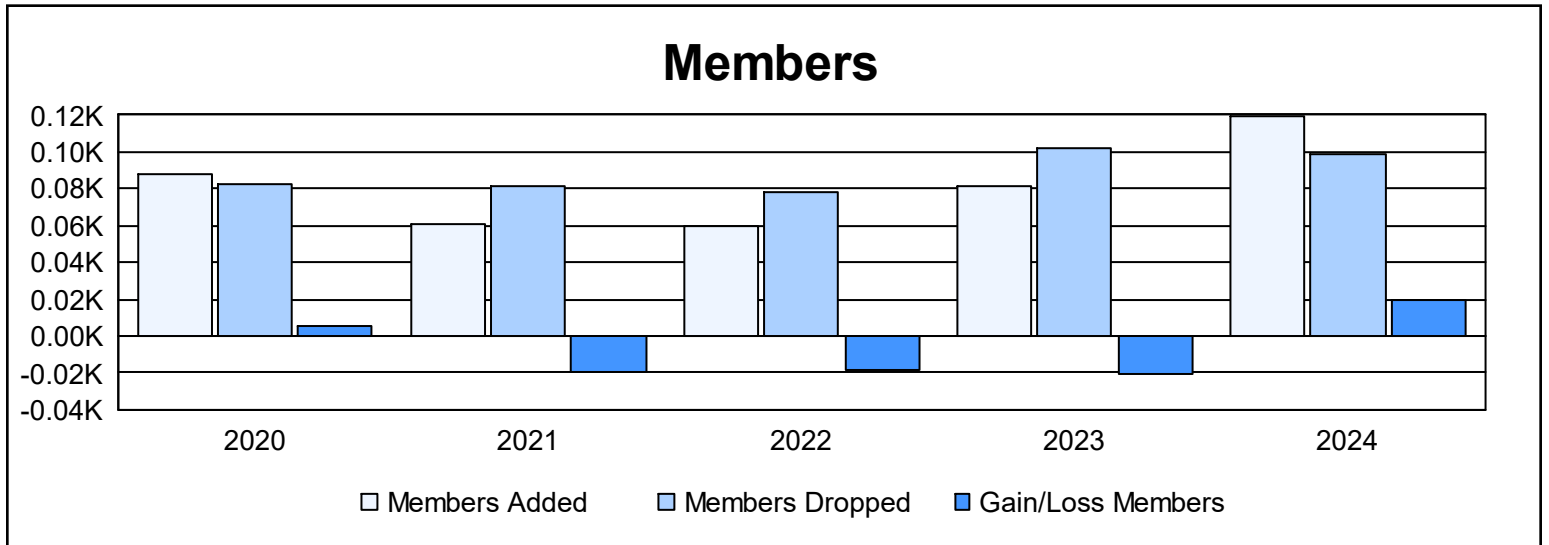
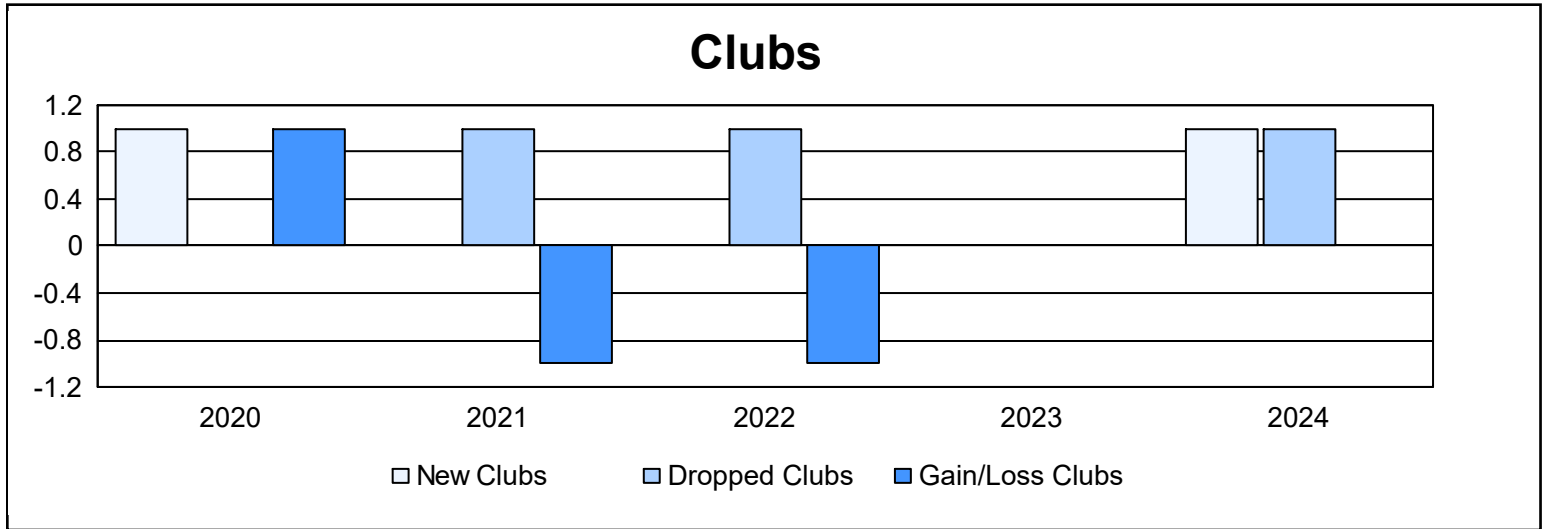
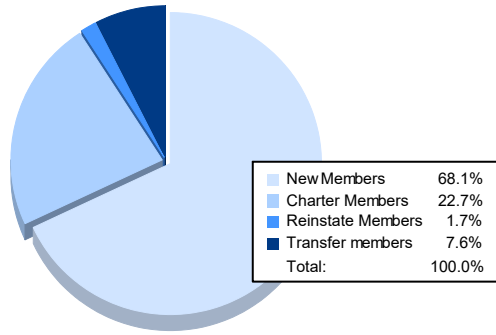


Year	New Clubs	Dropped Clubs	Gain/ Loss Clubs	New Members	Charter Members	Reinstate Members	Transfer Members	Total Member Added	Total Members Dropped	Gain/ Loss Members
2019-2020	1	0	1	57	24	0	7	88	83	5
2020-2021	0	1	-1	58	0	1	2	61	81	-20
2021-2022	0	1	-1	56	0	1	3	60	78	-18
2022-2023	0	0	0	73	0	2	6	81	102	-21
2023-2024	1	1	0	81	27	2	9	119	99	20
<b>Average</b>	<b>0</b>	<b>1</b>	<b>0</b>	<b>65</b>	<b>10</b>	<b>1</b>	<b>5</b>	<b>82</b>	<b>89</b>	<b>-7</b>



### Membership Composition June 2024 Cumulative



### Gender Composition June 2024 Cumulative

