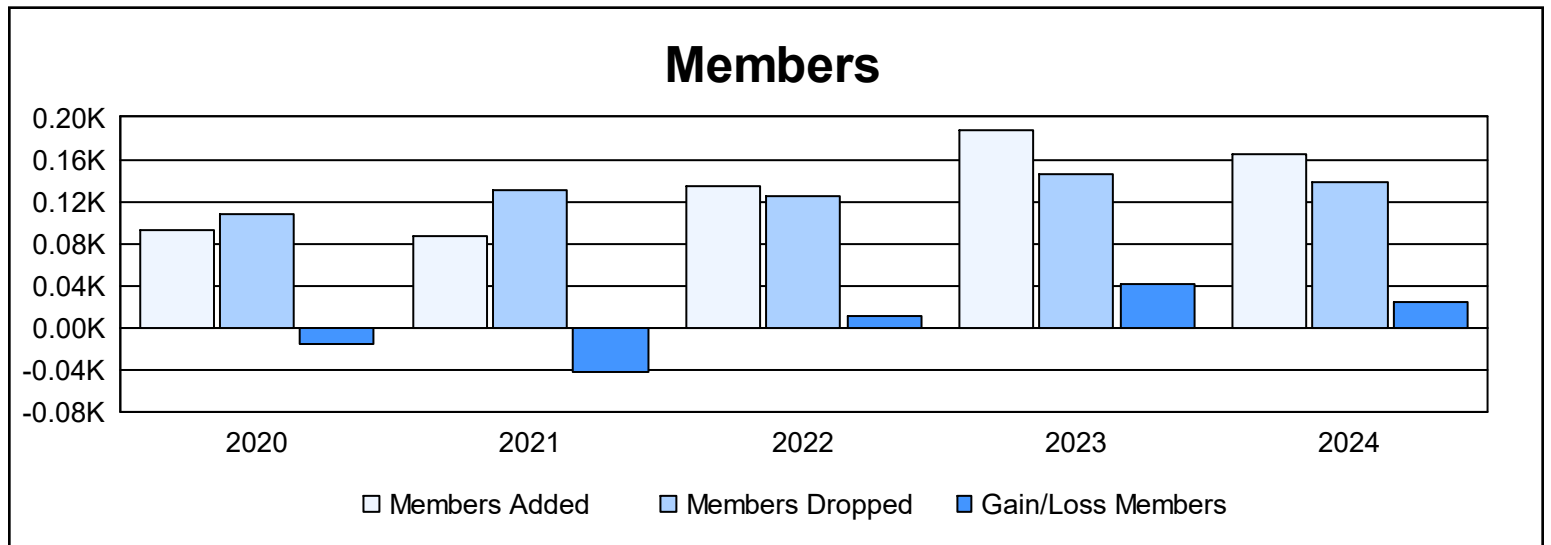
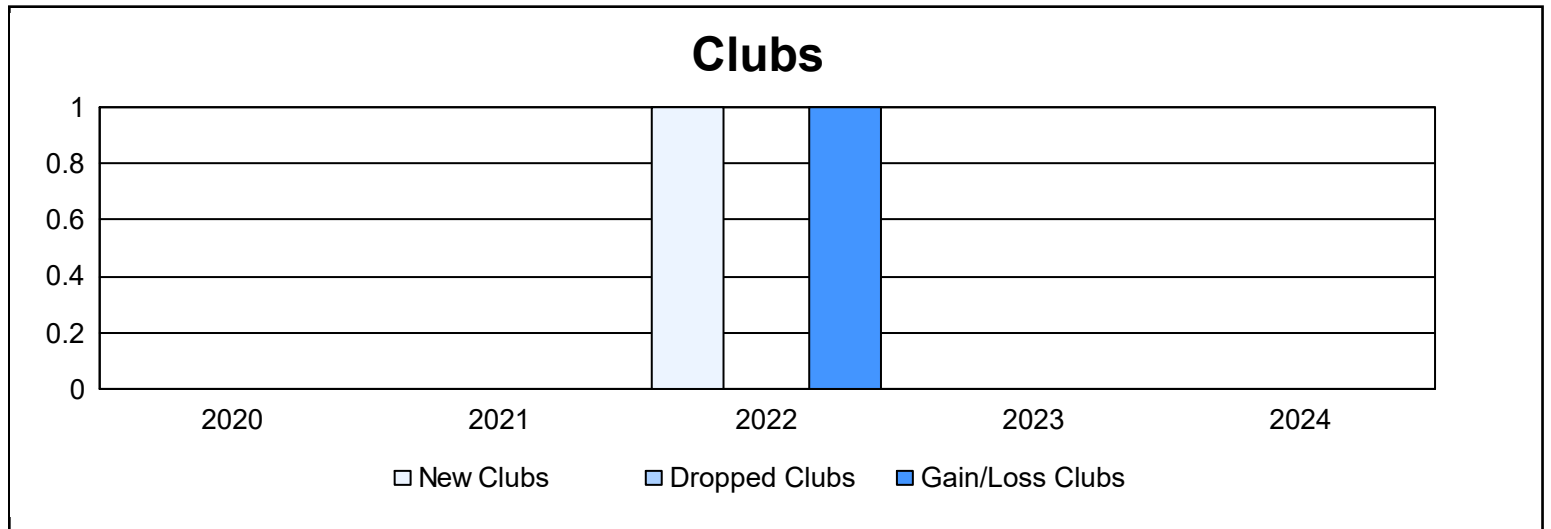
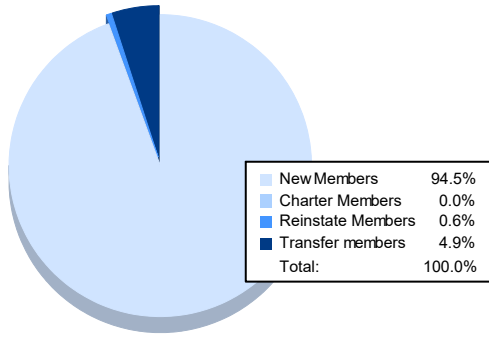


Year	New Clubs	Dropped Clubs	Gain/ Loss Clubs	New Members	Charter Members	Reinstate Members	Transfer Members	Total Member Added	Total Members Dropped	Gain/ Loss Members
2019-2020	0	0	0	80	0	1	12	93	108	-15
2020-2021	0	0	0	78	0	5	4	87	130	-43
2021-2022	1	0	1	104	20	0	11	135	124	11
2022-2023	0	0	0	169	0	1	17	187	146	41
2023-2024	0	0	0	155	0	1	8	164	139	25
<b>Average</b>	<b>0</b>	<b>0</b>	<b>0</b>	<b>117</b>	<b>4</b>	<b>2</b>	<b>10</b>	<b>133</b>	<b>129</b>	<b>4</b>



### Membership Composition June 2024 Cumulative



### Gender Composition June 2024 Cumulative

