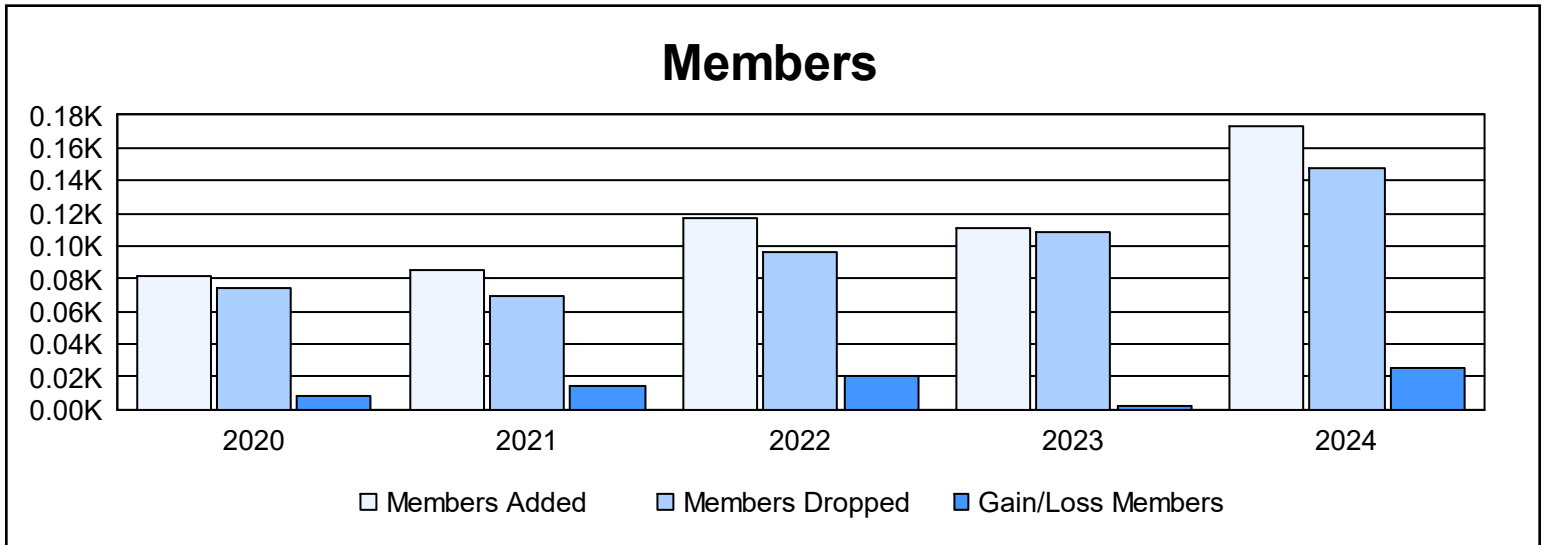
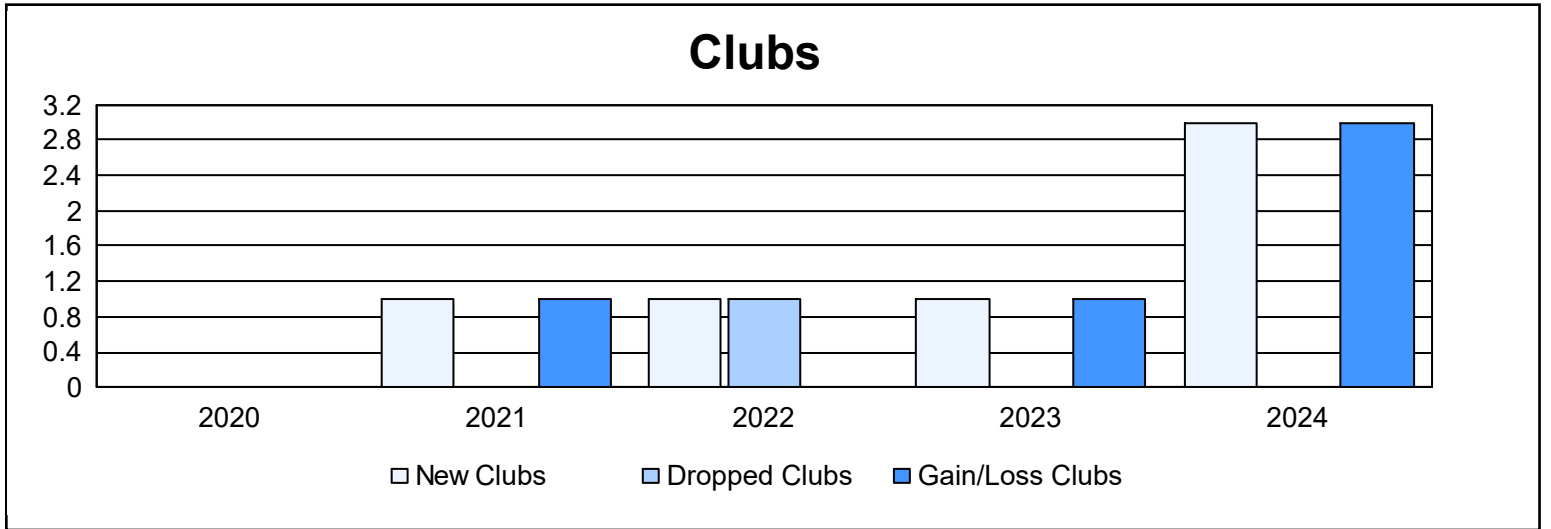
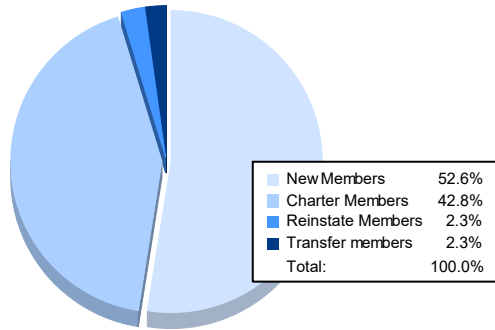


| Year | New Clubs | Dropped Clubs | Gain/ Loss Clubs | New Members | Charter Members | Reinstate Members | Transfer Members | Total Member Added | Total Members Dropped | Gain/ Loss Members |
|----------------|-----------|---------------|------------------|-------------|-----------------|-------------------|------------------|--------------------|-----------------------|--------------------|
| 2019-2020 | 0 | 0 | 0 | 71 | 0 | 0 | 11 | 82 | 74 | 8 |
| 2020-2021 | 1 | 0 | 1 | 58 | 22 | 1 | 4 | 85 | 70 | 15 |
| 2021-2022 | 1 | 1 | 0 | 67 | 34 | 3 | 13 | 117 | 96 | 21 |
| 2022-2023 | 1 | 0 | 1 | 79 | 21 | 0 | 11 | 111 | 109 | 2 |
| 2023-2024 | 3 | 0 | 3 | 91 | 74 | 4 | 4 | 173 | 147 | 26 |
| Average | 1 | 0 | 1 | 73 | 30 | 2 | 9 | 114 | 99 | 14 |



Membership Composition June 2024 Cumulative



Gender Composition June 2024 Cumulative

