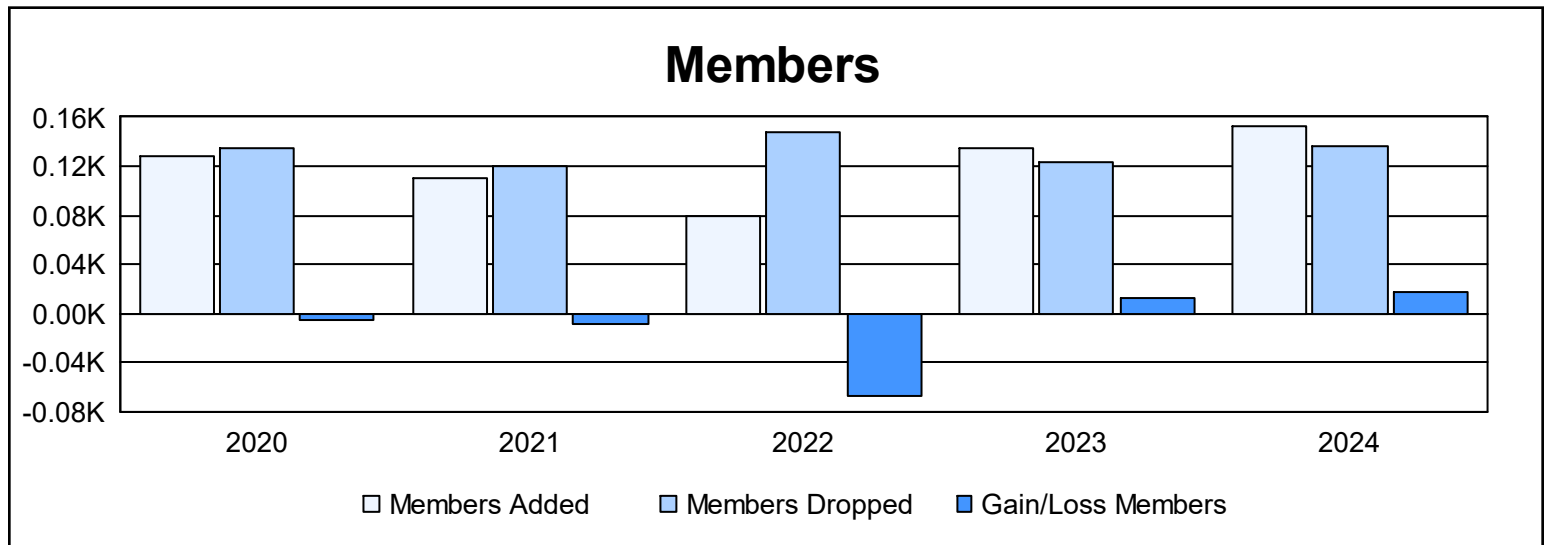
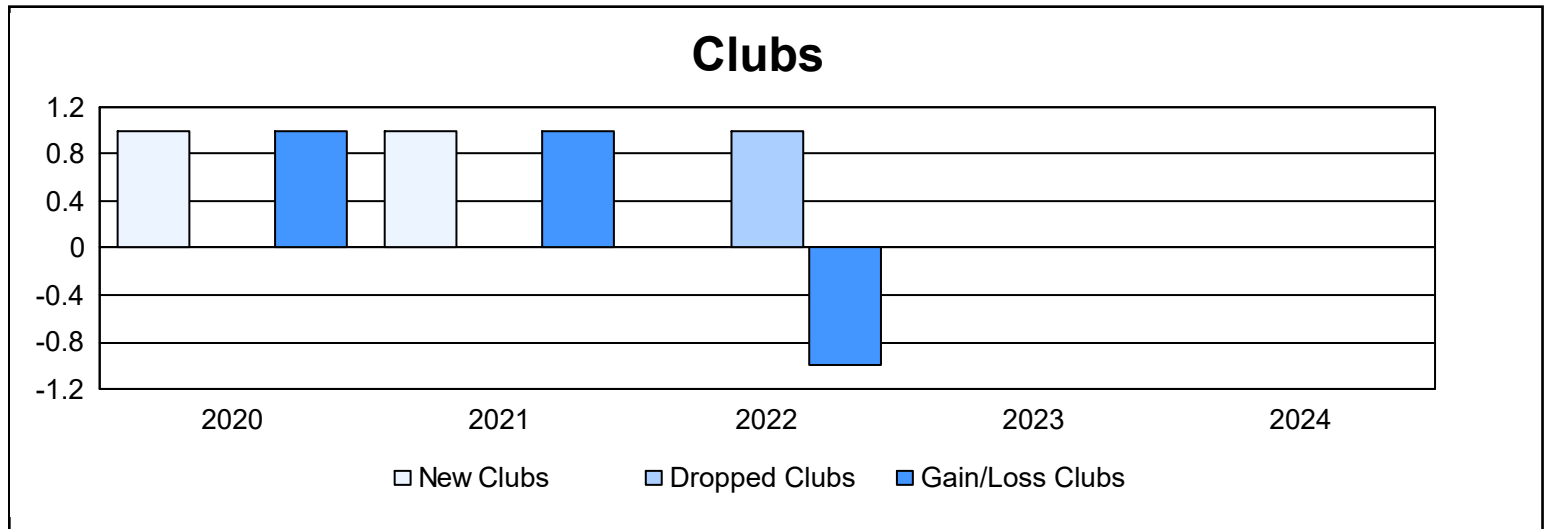
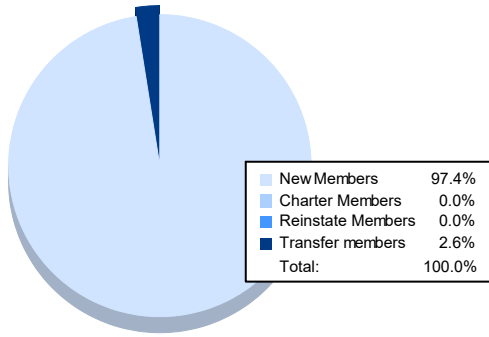


Year	New Clubs	Dropped Clubs	Gain/ Loss Clubs	New Members	Charter Members	Reinstate Members	Transfer Members	Total Member Added	Total Members Dropped	Gain/ Loss Members
2019-2020	1	0	1	93	31	1	3	128	134	-6
2020-2021	1	0	1	85	20	2	4	111	120	-9
2021-2022	0	1	-1	75	0	0	4	79	147	-68
2022-2023	0	0	0	129	0	0	6	135	123	12
2023-2024	0	0	0	149	0	0	4	153	136	17
<b>Average</b>	<b>0</b>	<b>0</b>	<b>0</b>	<b>106</b>	<b>10</b>	<b>1</b>	<b>4</b>	<b>121</b>	<b>132</b>	<b>-11</b>



### Membership Composition June 2024 Cumulative



### Gender Composition June 2024 Cumulative

