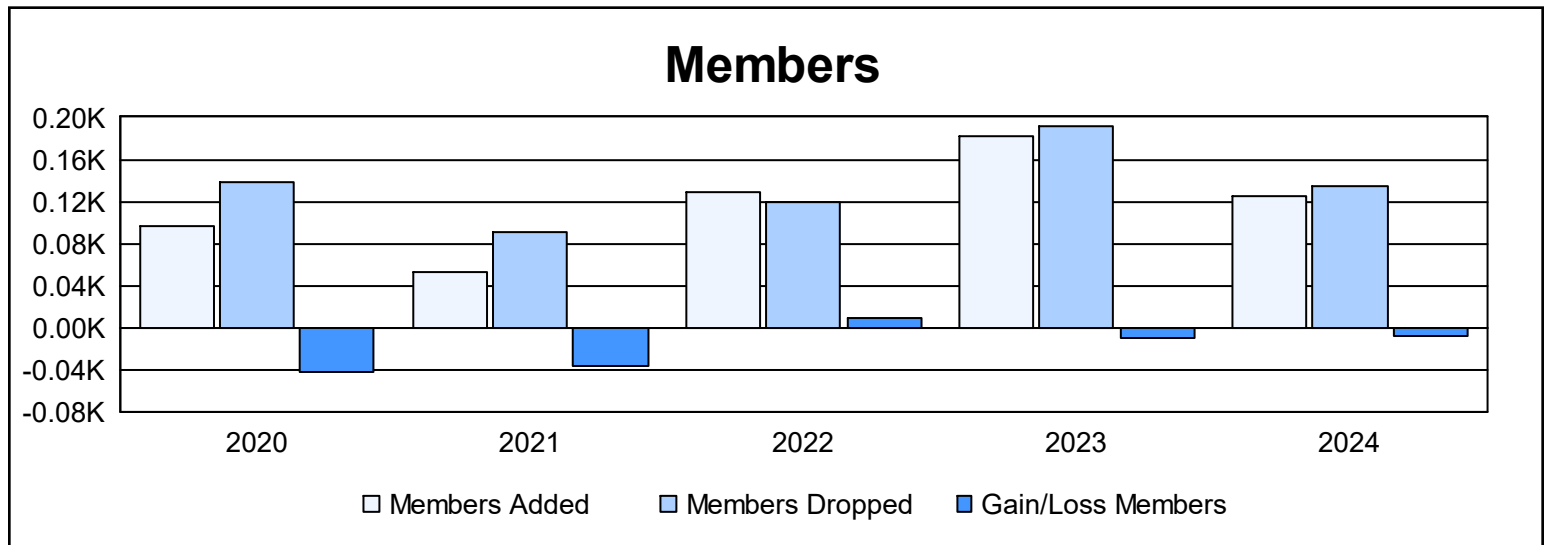
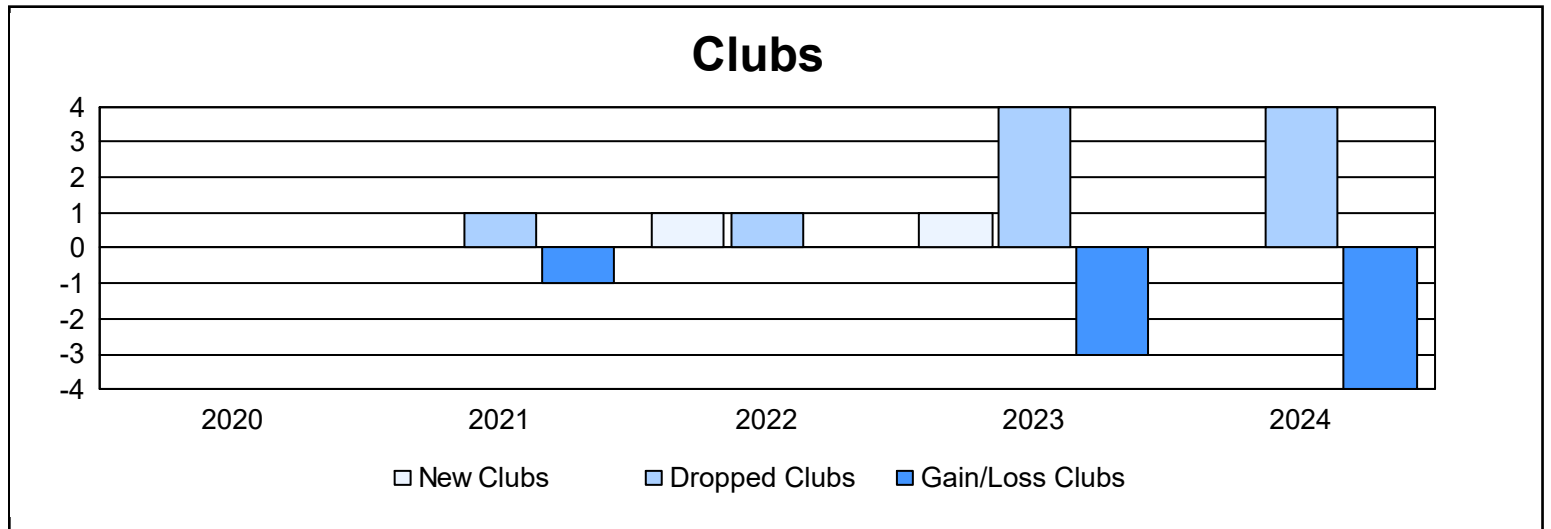
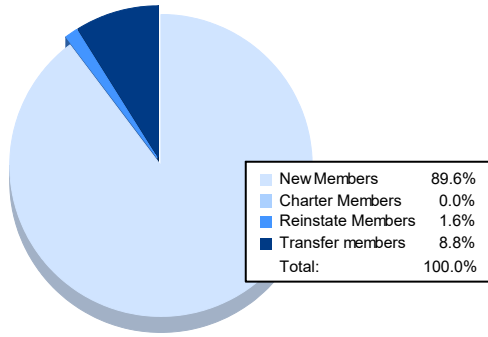


Year	New Clubs	Dropped Clubs	Gain/ Loss Clubs	New Members	Charter Members	Reinstate Members	Transfer Members	Total Member Added	Total Members Dropped	Gain/ Loss Members
2019-2020	0	0	0	87	0	0	9	96	138	-42
2020-2021	0	1	-1	43	1	0	9	53	90	-37
2021-2022	1	1	0	92	29	0	7	128	119	9
2022-2023	1	4	-3	117	30	0	35	182	192	-10
2023-2024	0	4	-4	112	0	2	11	125	134	-9
<b>Average</b>	<b>0</b>	<b>2</b>	<b>-2</b>	<b>90</b>	<b>12</b>	<b>0</b>	<b>14</b>	<b>117</b>	<b>135</b>	<b>-18</b>



### Membership Composition June 2024 Cumulative



### Gender Composition June 2024 Cumulative

