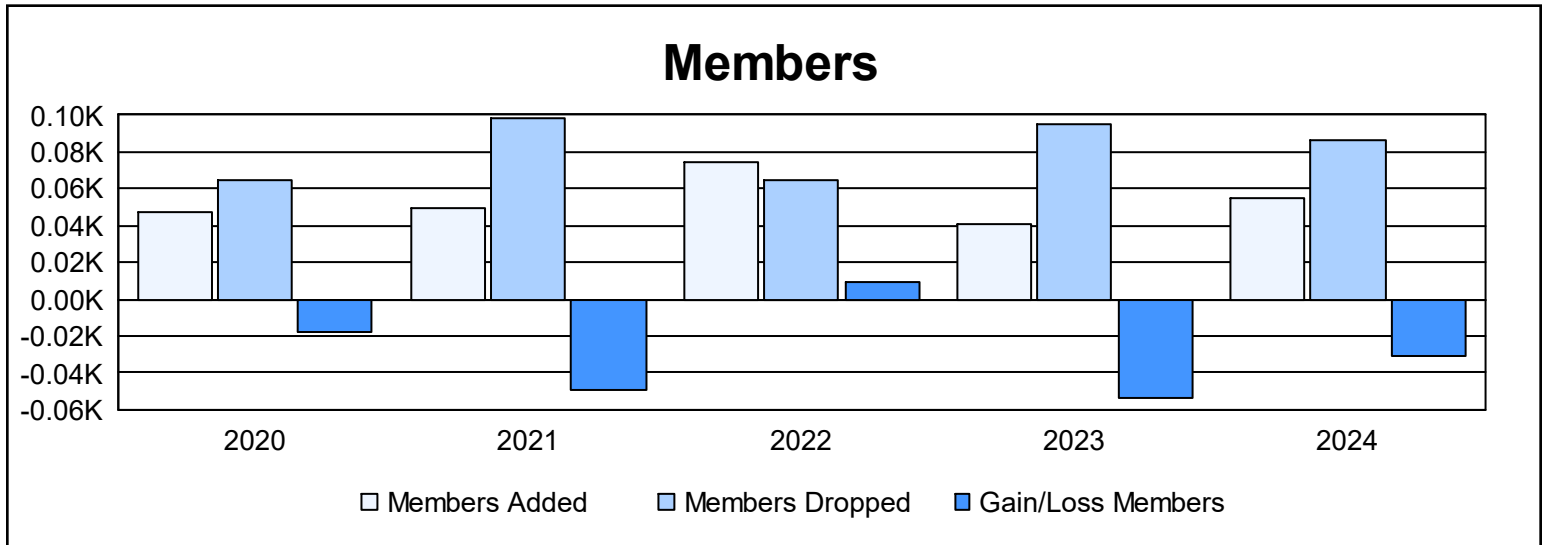
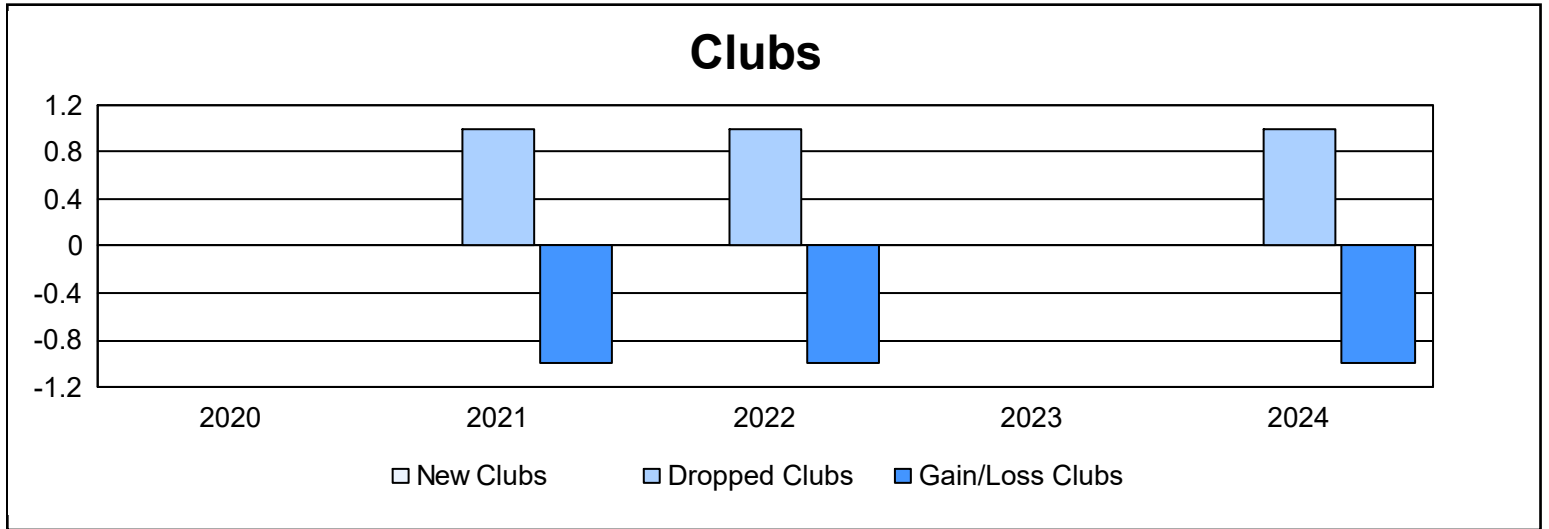
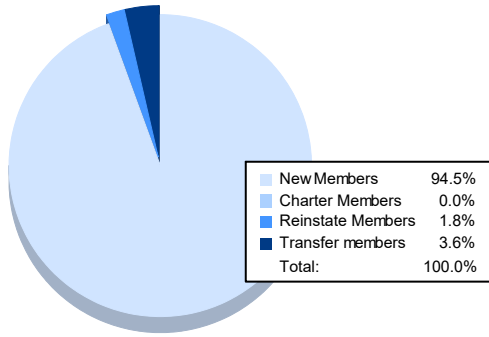


Year	New Clubs	Dropped Clubs	Gain/ Loss Clubs	New Members	Charter Members	Reinstate Members	Transfer Members	Total Member Added	Total Members Dropped	Gain/ Loss Members
2019-2020	0	0	0	37	0	5	5	47	65	-18
2020-2021	0	1	-1	42	1	5	1	49	98	-49
2021-2022	0	1	-1	69	0	0	5	74	65	9
2022-2023	0	0	0	37	1	1	2	41	95	-54
2023-2024	0	1	-1	52	0	1	2	55	86	-31
<b>Average</b>	<b>0</b>	<b>1</b>	<b>-1</b>	<b>47</b>	<b>0</b>	<b>2</b>	<b>3</b>	<b>53</b>	<b>82</b>	<b>-29</b>



### Membership Composition June 2024 Cumulative



### Gender Composition June 2024 Cumulative

