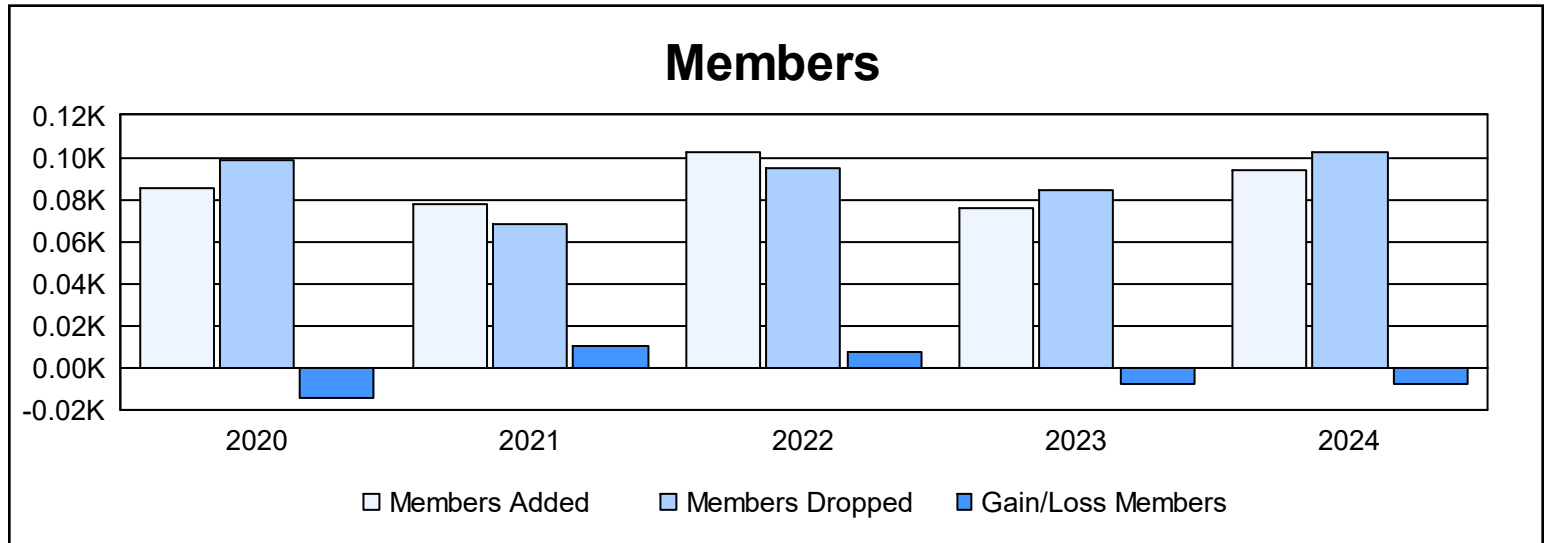
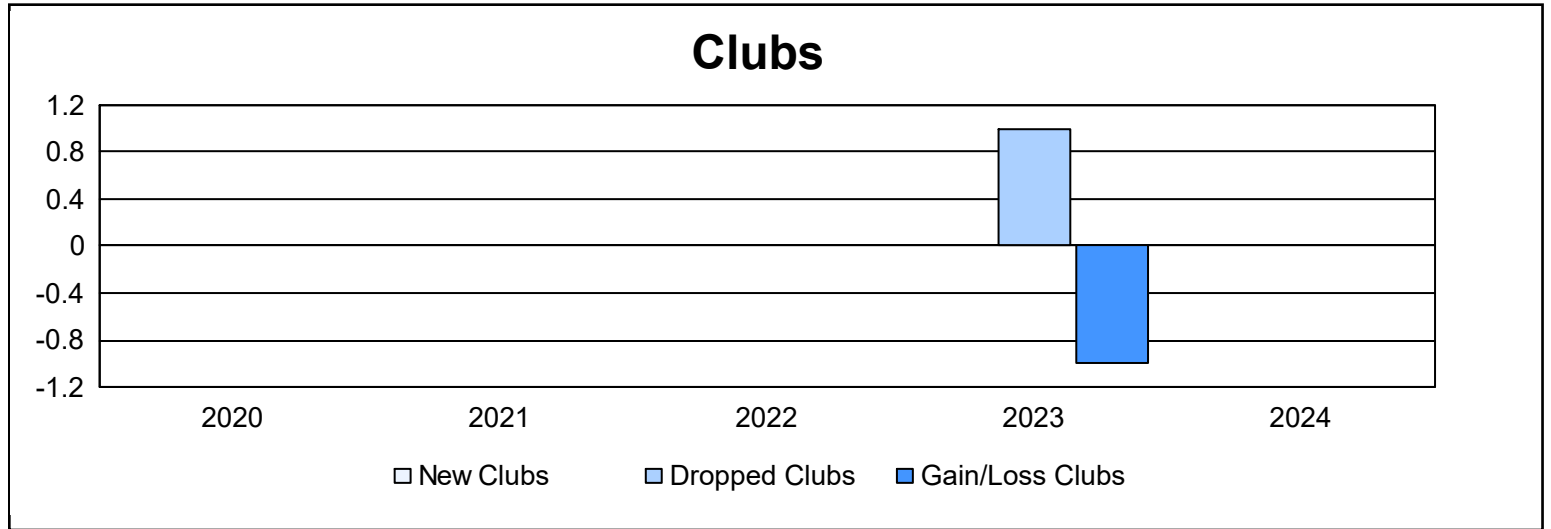
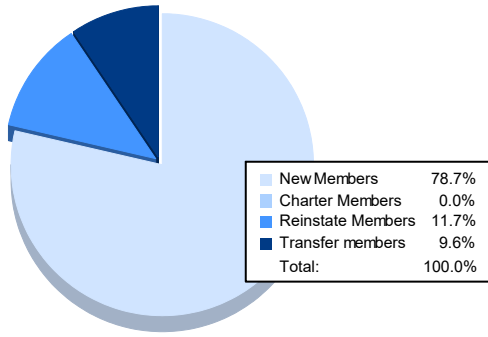


Year	New Clubs	Dropped Clubs	Gain/ Loss Clubs	New Members	Charter Members	Reinstate Members	Transfer Members	Total Member Added	Total Members Dropped	Gain/ Loss Members
2019-2020	0	0	0	63	0	4	18	85	99	-14
2020-2021	0	0	0	71	0	2	5	78	68	10
2021-2022	0	0	0	100	0	0	2	102	95	7
2022-2023	0	1	-1	70	0	0	6	76	84	-8
2023-2024	0	0	0	74	0	11	9	94	102	-8
<b>Average</b>	<b>0</b>	<b>0</b>	<b>0</b>	<b>76</b>	<b>0</b>	<b>3</b>	<b>8</b>	<b>87</b>	<b>90</b>	<b>-3</b>



### Membership Composition June 2024 Cumulative



### Gender Composition June 2024 Cumulative

