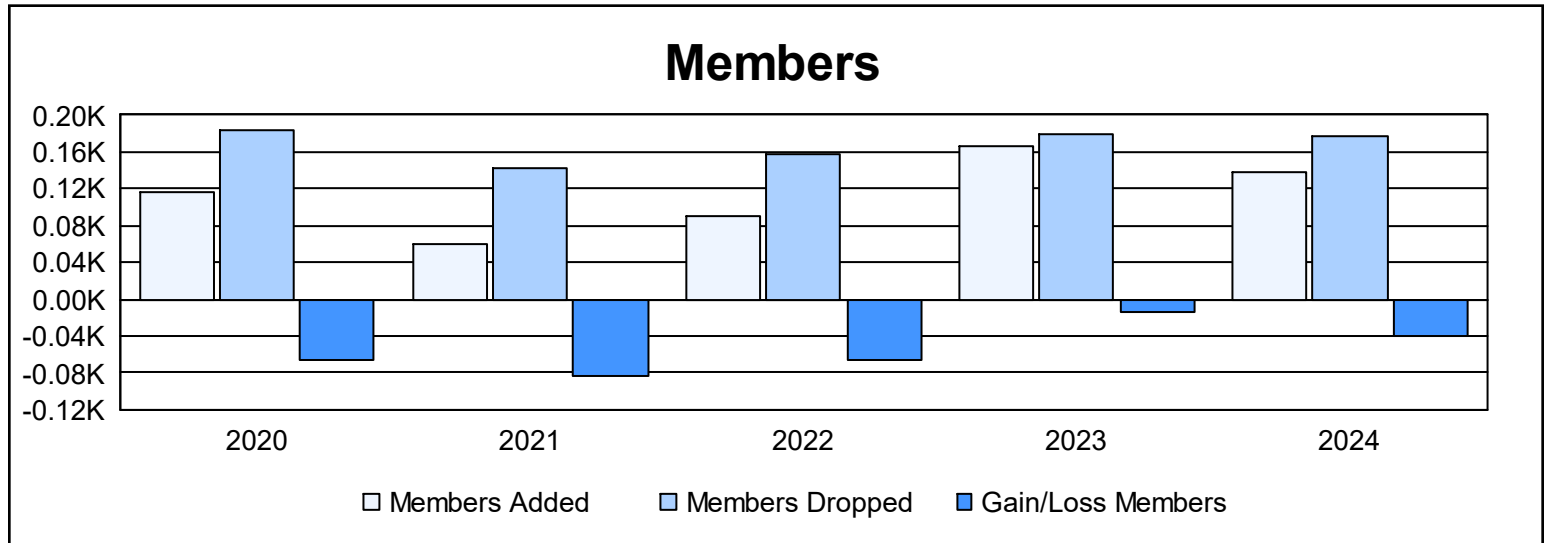
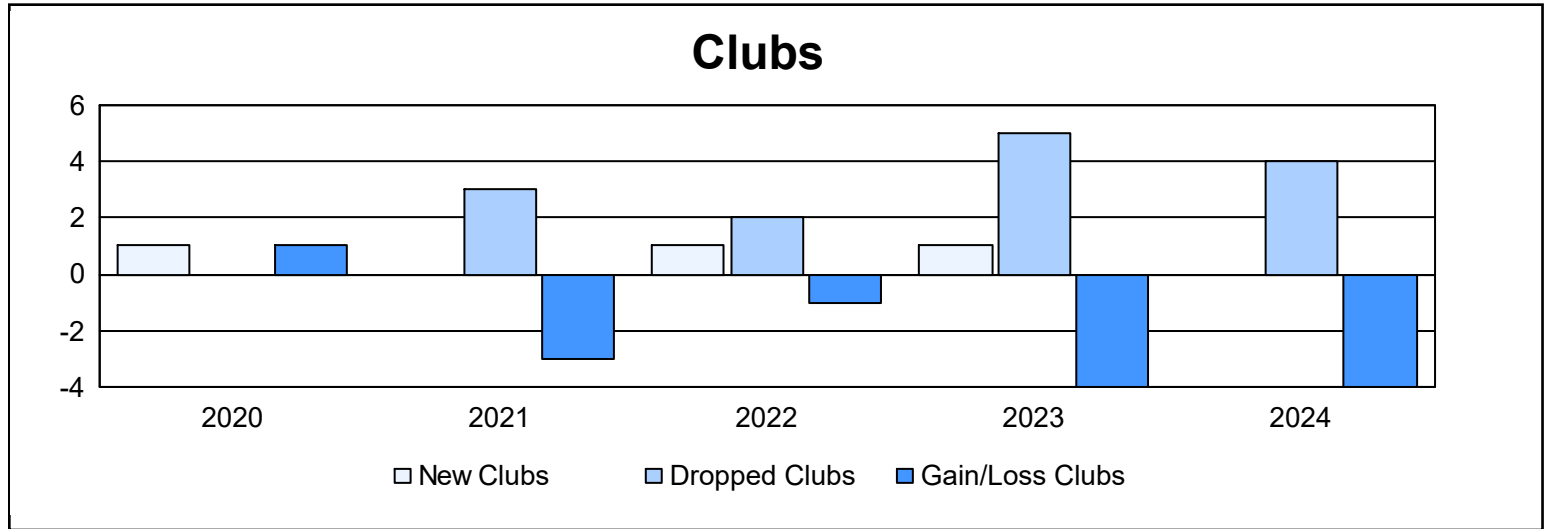
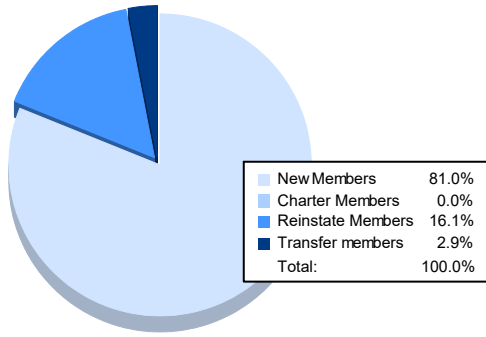


Year	New Clubs	Dropped Clubs	Gain/ Loss Clubs	New Members	Charter Members	Reinstate Members	Transfer Members	Total Member Added	Total Members Dropped	Gain/ Loss Members
2019-2020	1	0	1	61	26	26	4	117	183	-66
2020-2021	0	3	-3	39	0	18	2	59	142	-83
2021-2022	1	2	-1	65	20	3	2	90	157	-67
2022-2023	1	5	-4	138	26	2	1	167	180	-13
2023-2024	0	4	-4	111	0	22	4	137	178	-41
<b>Average</b>	<b>1</b>	<b>3</b>	<b>-2</b>	<b>83</b>	<b>14</b>	<b>14</b>	<b>3</b>	<b>114</b>	<b>168</b>	<b>-54</b>



### Membership Composition June 2024 Cumulative



### Gender Composition June 2024 Cumulative

