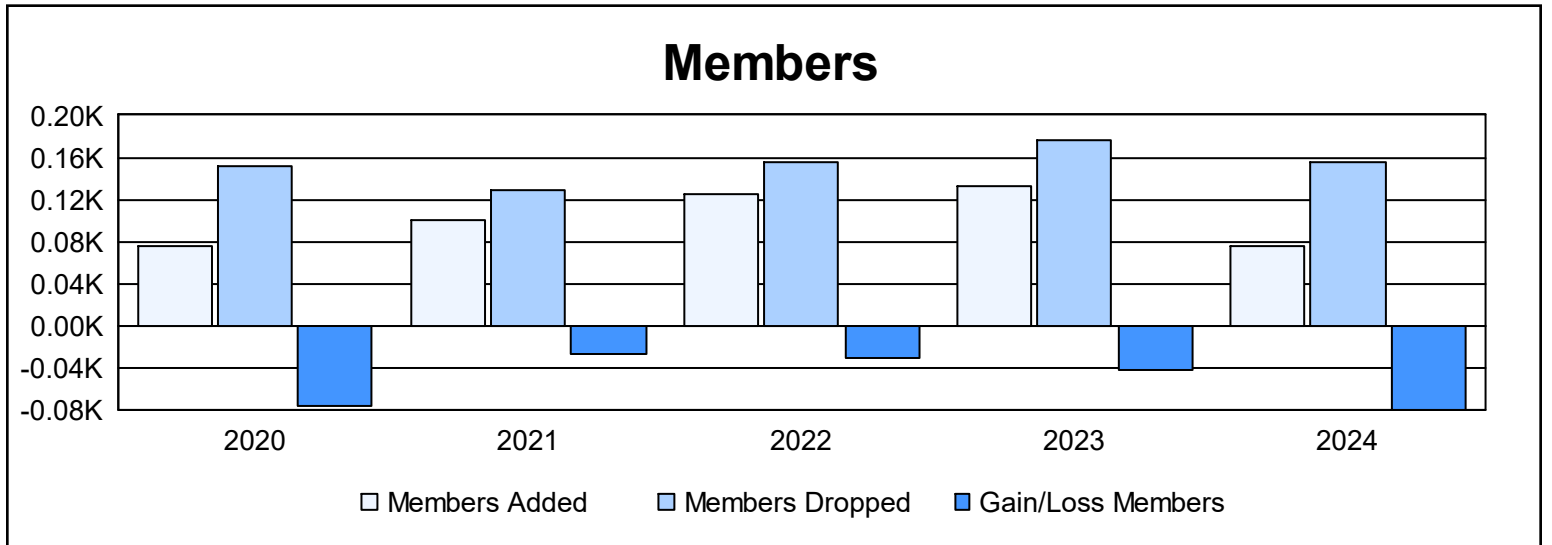
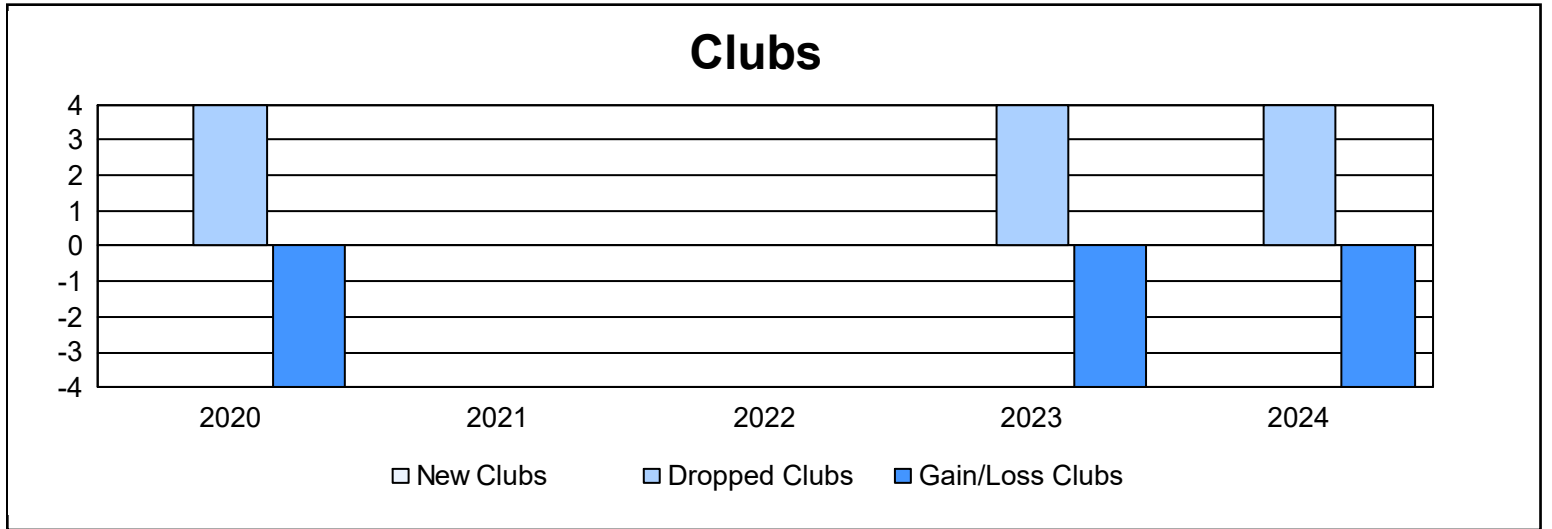
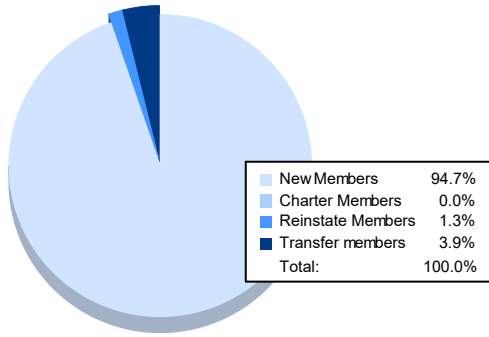


Year	New Clubs	Dropped Clubs	Gain/ Loss Clubs	New Members	Charter Members	Reinstate Members	Transfer Members	Total Member Added	Total Members Dropped	Gain/ Loss Members
2019-2020	0	4	-4	64	0	10	2	76	152	-76
2020-2021	0	0	0	96	0	2	3	101	128	-27
2021-2022	0	0	0	119	0	2	3	124	155	-31
2022-2023	0	4	-4	124	0	4	5	133	176	-43
2023-2024	0	4	-4	72	0	1	3	76	156	-80
<b>Average</b>	<b>0</b>	<b>2</b>	<b>-2</b>	<b>95</b>	<b>0</b>	<b>4</b>	<b>3</b>	<b>102</b>	<b>153</b>	<b>-51</b>



### Membership Composition June 2024 Cumulative



### Gender Composition June 2024 Cumulative

