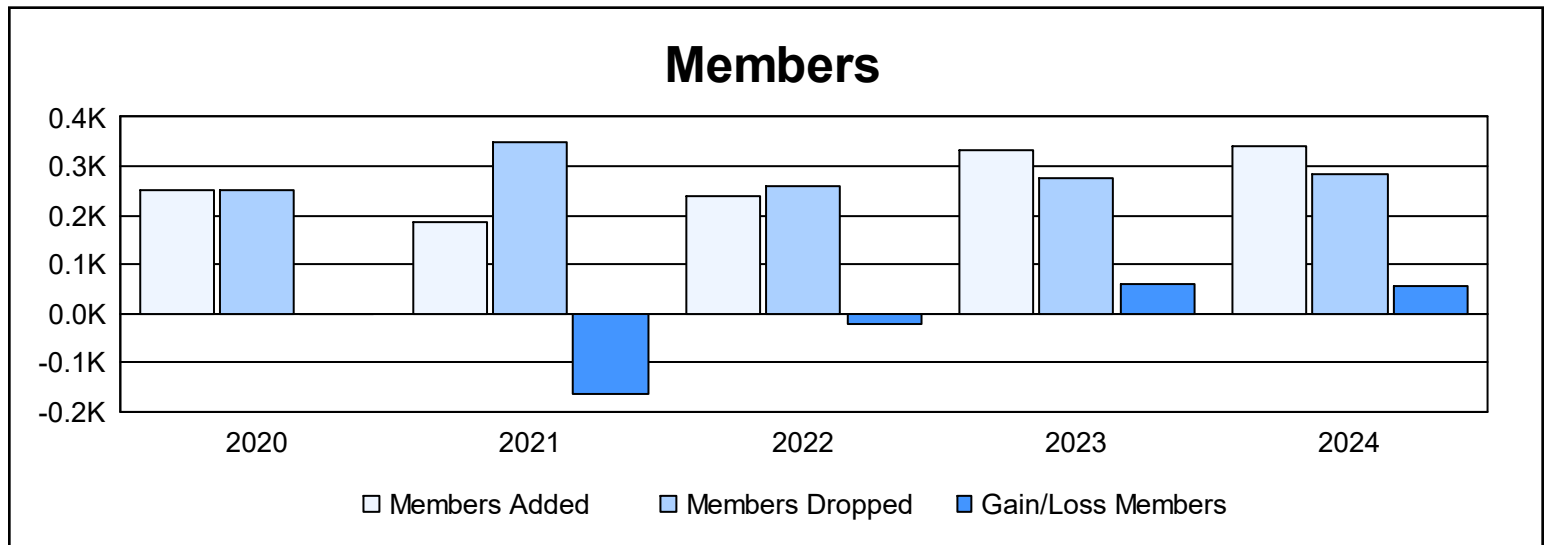
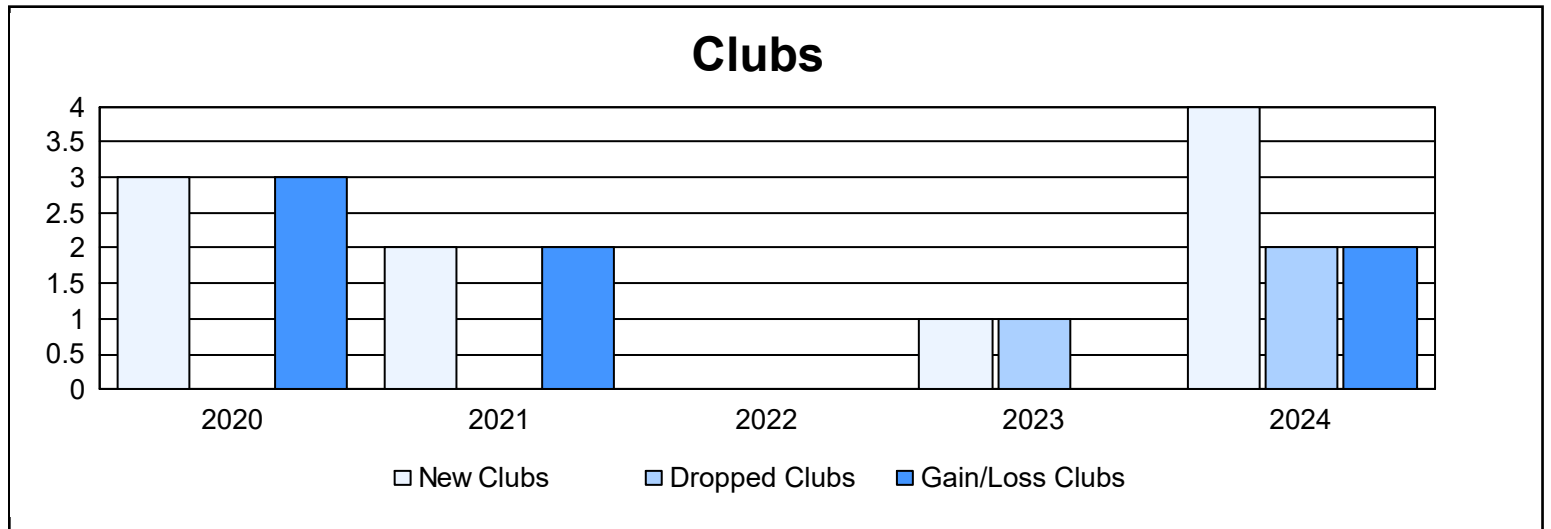
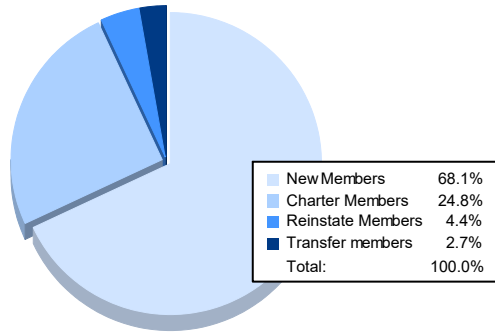


Year	New Clubs	Dropped Clubs	Gain/ Loss Clubs	New Members	Charter Members	Reinstate Members	Transfer Members	Total Member Added	Total Members Dropped	Gain/ Loss Members
2019-2020	3	0	3	164	68	10	10	252	253	-1
2020-2021	2	0	2	87	52	13	34	186	350	-164
2021-2022	0	0	0	187	5	34	14	240	261	-21
2022-2023	1	1	0	275	31	13	15	334	275	59
2023-2024	4	2	2	231	84	15	9	339	283	56
<b>Average</b>	<b>2</b>	<b>1</b>	<b>1</b>	<b>189</b>	<b>48</b>	<b>17</b>	<b>16</b>	<b>270</b>	<b>284</b>	<b>-14</b>



### Membership Composition June 2024 Cumulative



### Gender Composition June 2024 Cumulative

