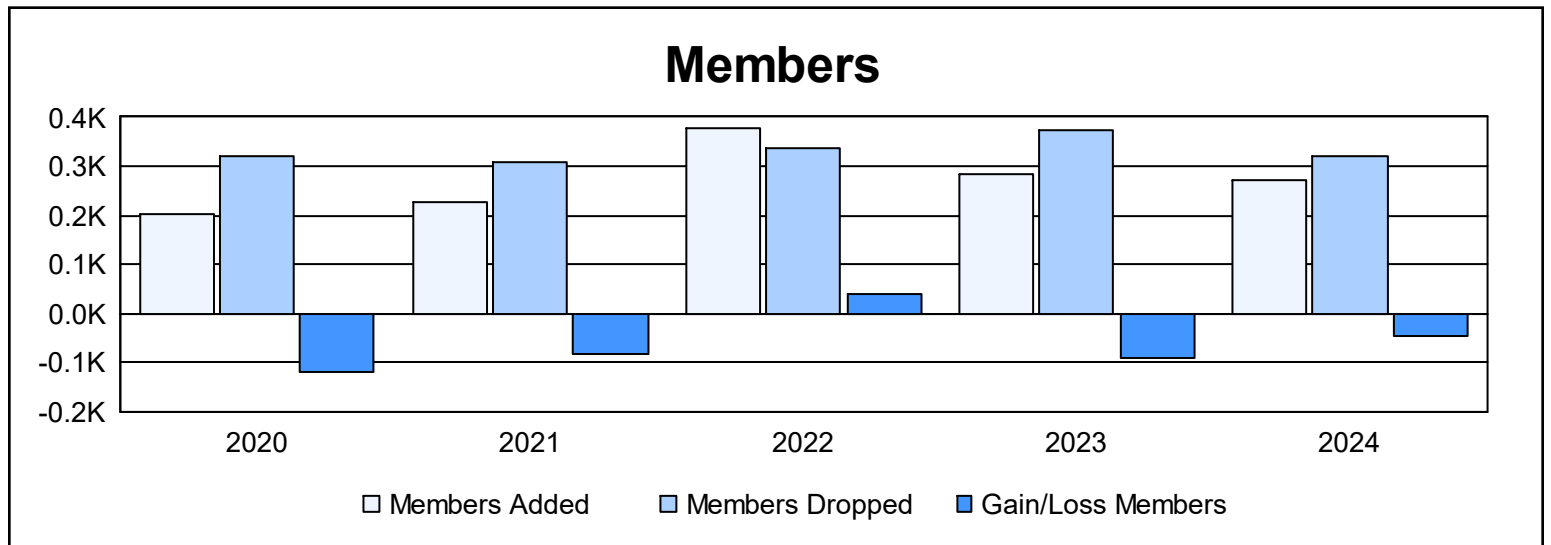
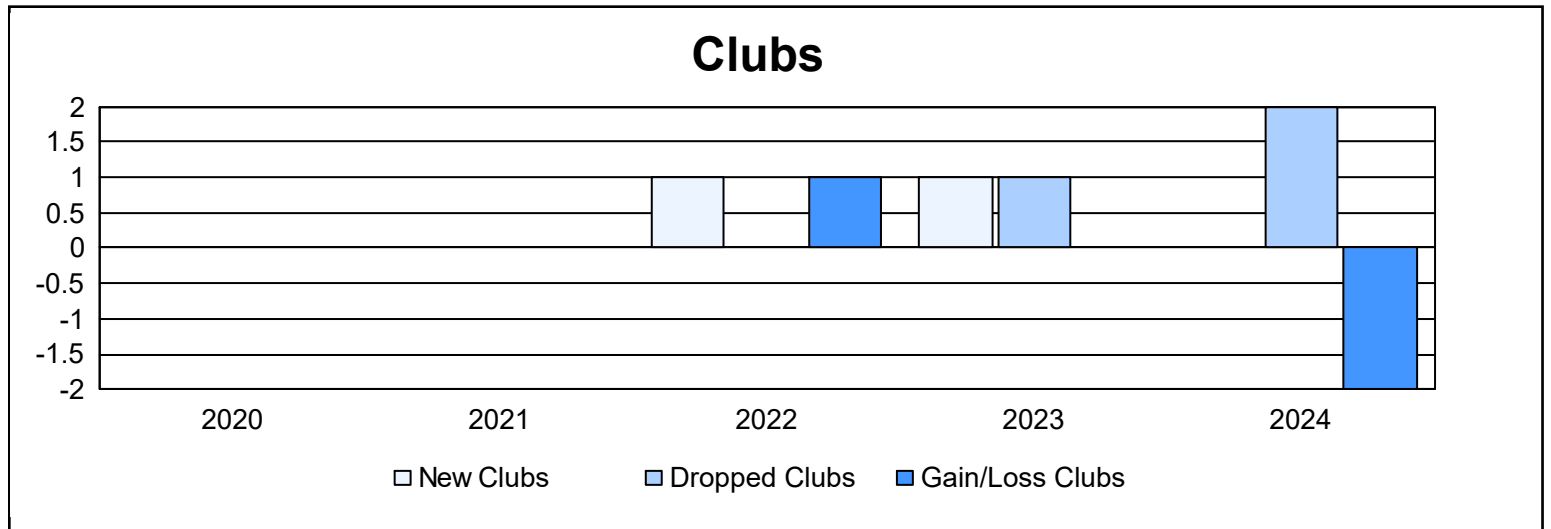
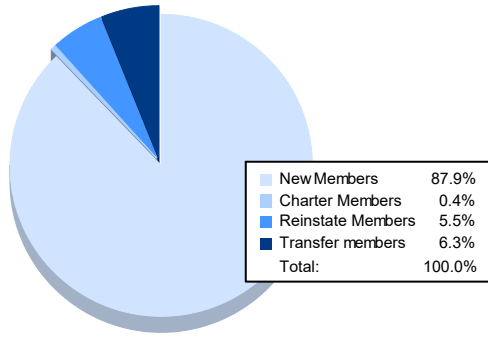


Year	New Clubs	Dropped Clubs	Gain/ Loss Clubs	New Members	Charter Members	Reinstate Members	Transfer Members	Total Member Added	Total Members Dropped	Gain/ Loss Members
2019-2020	0	0	0	164	3	12	24	203	322	-119
2020-2021	0	0	0	178	0	26	22	226	310	-84
2021-2022	1	0	1	305	25	11	36	377	336	41
2022-2023	1	1	0	227	20	11	24	282	372	-90
2023-2024	0	2	-2	239	1	15	17	272	319	-47
<b>Average</b>	<b>0</b>	<b>1</b>	<b>0</b>	<b>223</b>	<b>10</b>	<b>15</b>	<b>25</b>	<b>272</b>	<b>332</b>	<b>-60</b>



### Membership Composition June 2024 Cumulative



### Gender Composition June 2024 Cumulative

