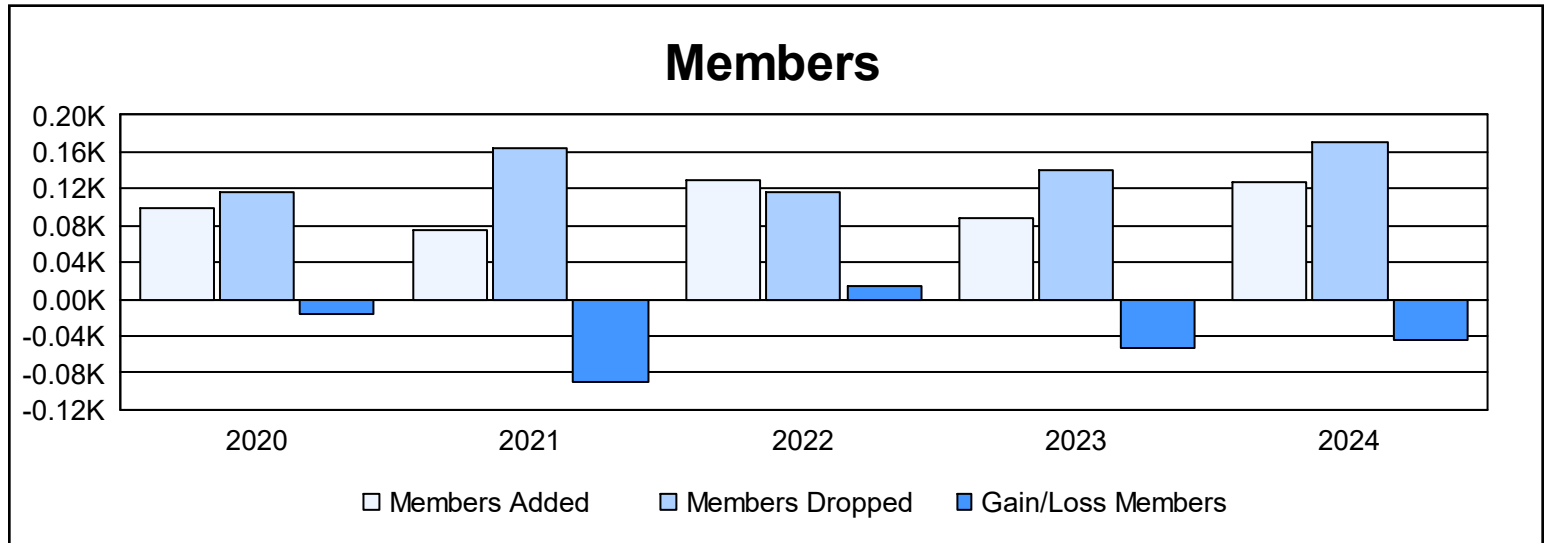
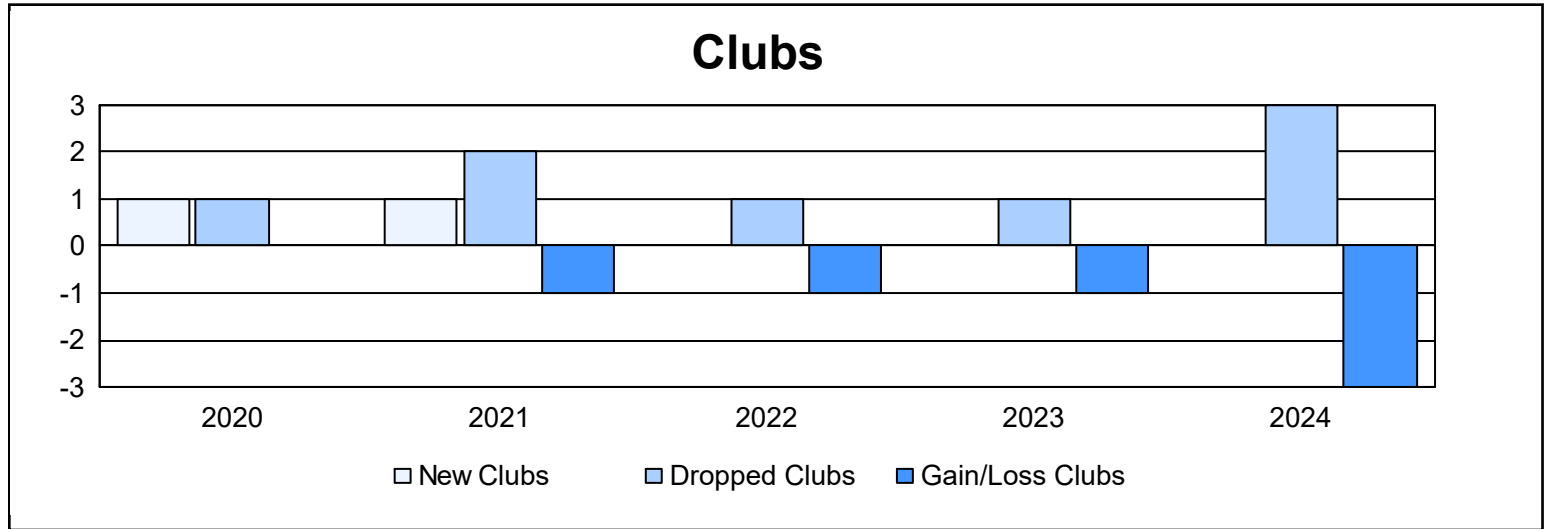
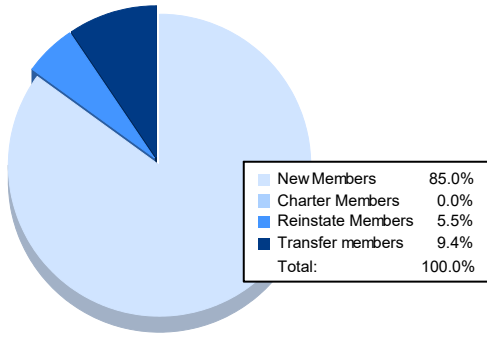


Year	New Clubs	Dropped Clubs	Gain/ Loss Clubs	New Members	Charter Members	Reinstate Members	Transfer Members	Total Member Added	Total Members Dropped	Gain/ Loss Members
2019-2020	1	1	0	63	28	8	1	100	117	-17
2020-2021	1	2	-1	46	22	5	1	74	163	-89
2021-2022	0	1	-1	119	1	5	5	130	116	14
2022-2023	0	1	-1	84	0	3	0	87	140	-53
2023-2024	0	3	-3	108	0	7	12	127	171	-44
<b>Average</b>	<b>0</b>	<b>2</b>	<b>-1</b>	<b>84</b>	<b>10</b>	<b>6</b>	<b>4</b>	<b>104</b>	<b>141</b>	<b>-38</b>



### Membership Composition June 2024 Cumulative



### Gender Composition June 2024 Cumulative

