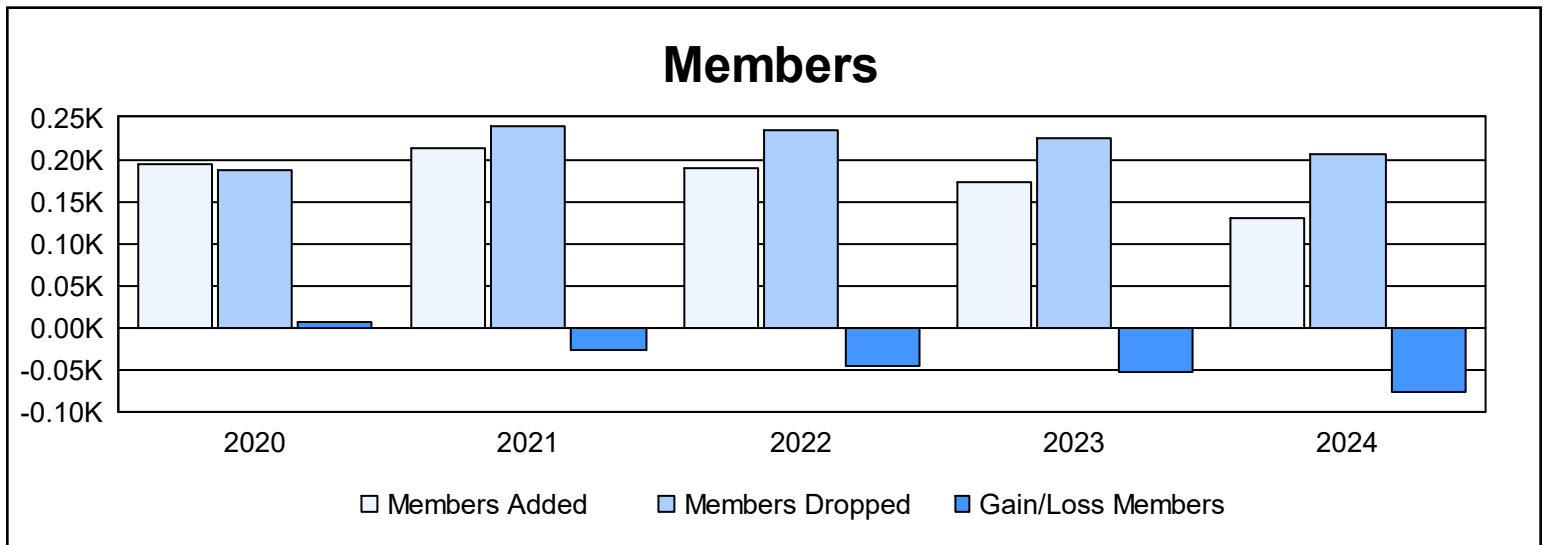
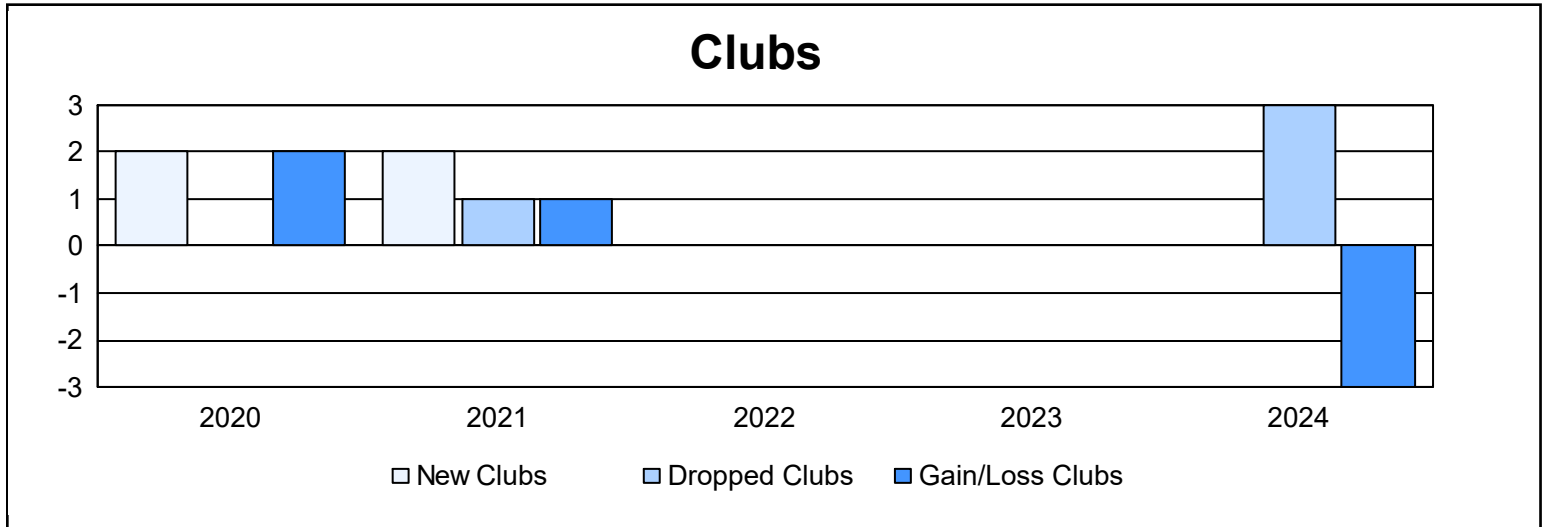
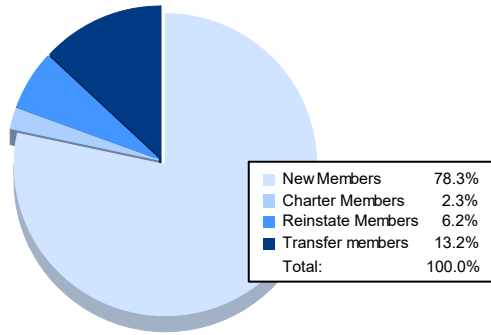


| Year | New Clubs | Dropped Clubs | Gain/Loss Clubs | New Members | Charter Members | Reinstate Members | Transfer Members | Total Member Added | Total Members Dropped | Gain/Loss Members |
|----------------|-----------|---------------|-----------------|-------------|-----------------|-------------------|------------------|--------------------|-----------------------|-------------------|
| 2019-2020 | 2 | 0 | 2 | 123 | 57 | 5 | 8 | 193 | 187 | 6 |
| 2020-2021 | 2 | 1 | 1 | 125 | 66 | 2 | 20 | 213 | 240 | -27 |
| 2021-2022 | 0 | 0 | 0 | 156 | 7 | 9 | 17 | 189 | 235 | -46 |
| 2022-2023 | 0 | 0 | 0 | 125 | 5 | 7 | 35 | 172 | 226 | -54 |
| 2023-2024 | 0 | 3 | -3 | 101 | 3 | 8 | 17 | 129 | 206 | -77 |
| Average | 1 | 1 | 0 | 126 | 28 | 6 | 19 | 179 | 219 | -40 |



Membership Composition June 2024 Cumulative



Gender Composition June 2024 Cumulative

