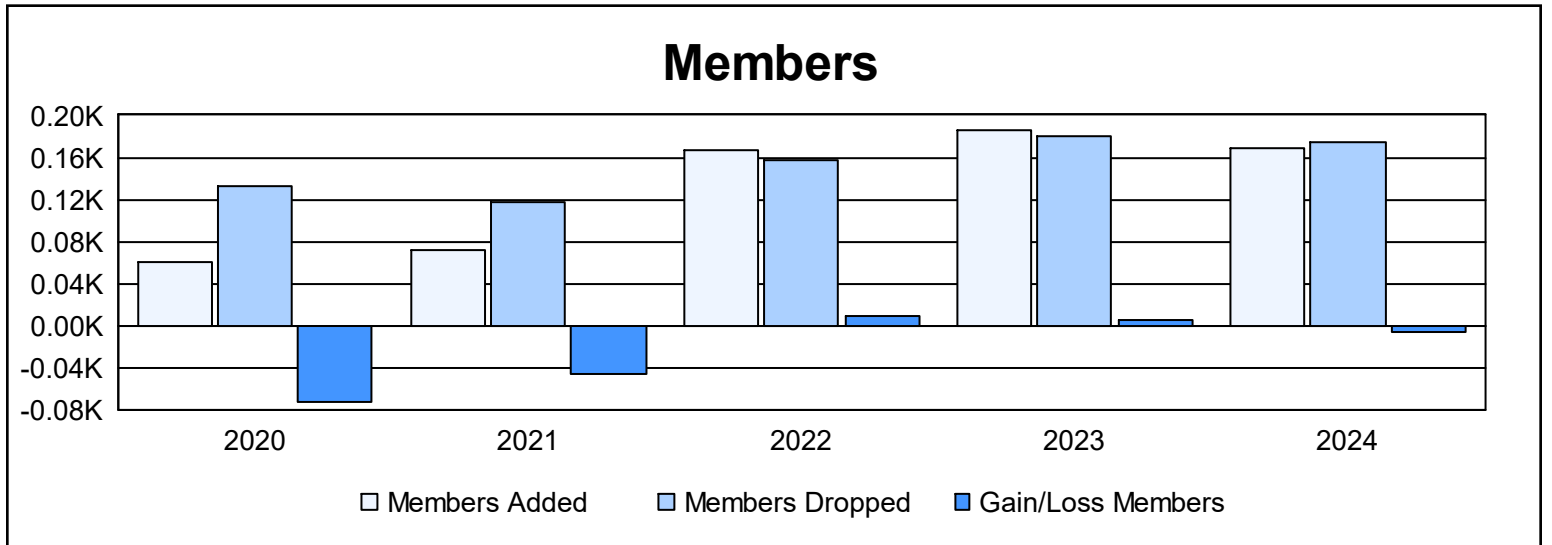
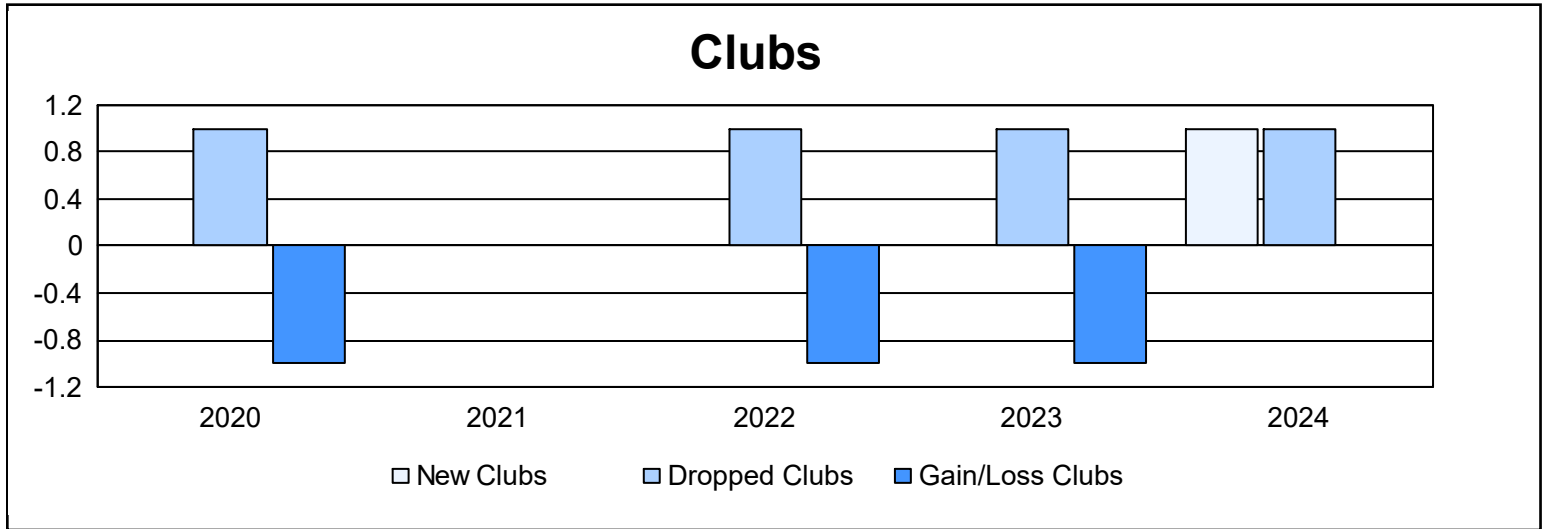
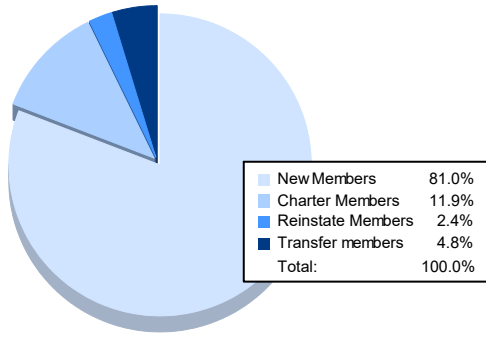


| Year | New Clubs | Dropped Clubs | Gain/ Loss Clubs | New Members | Charter Members | Reinstate Members | Transfer Members | Total Member Added | Total Members Dropped | Gain/ Loss Members |
|----------------|-----------|---------------|------------------|-------------|-----------------|-------------------|------------------|--------------------|-----------------------|--------------------|
| 2019-2020 | 0 | 1 | -1 | 52 | 1 | 4 | 4 | 61 | 133 | -72 |
| 2020-2021 | 0 | 0 | 0 | 64 | 2 | 2 | 3 | 71 | 118 | -47 |
| 2021-2022 | 0 | 1 | -1 | 140 | 0 | 19 | 8 | 167 | 158 | 9 |
| 2022-2023 | 0 | 1 | -1 | 144 | 13 | 10 | 18 | 185 | 180 | 5 |
| 2023-2024 | 1 | 1 | 0 | 136 | 20 | 4 | 8 | 168 | 174 | -6 |
| Average | 0 | 1 | -1 | 107 | 7 | 8 | 8 | 130 | 153 | -22 |



Membership Composition June 2024 Cumulative



Gender Composition June 2024 Cumulative

