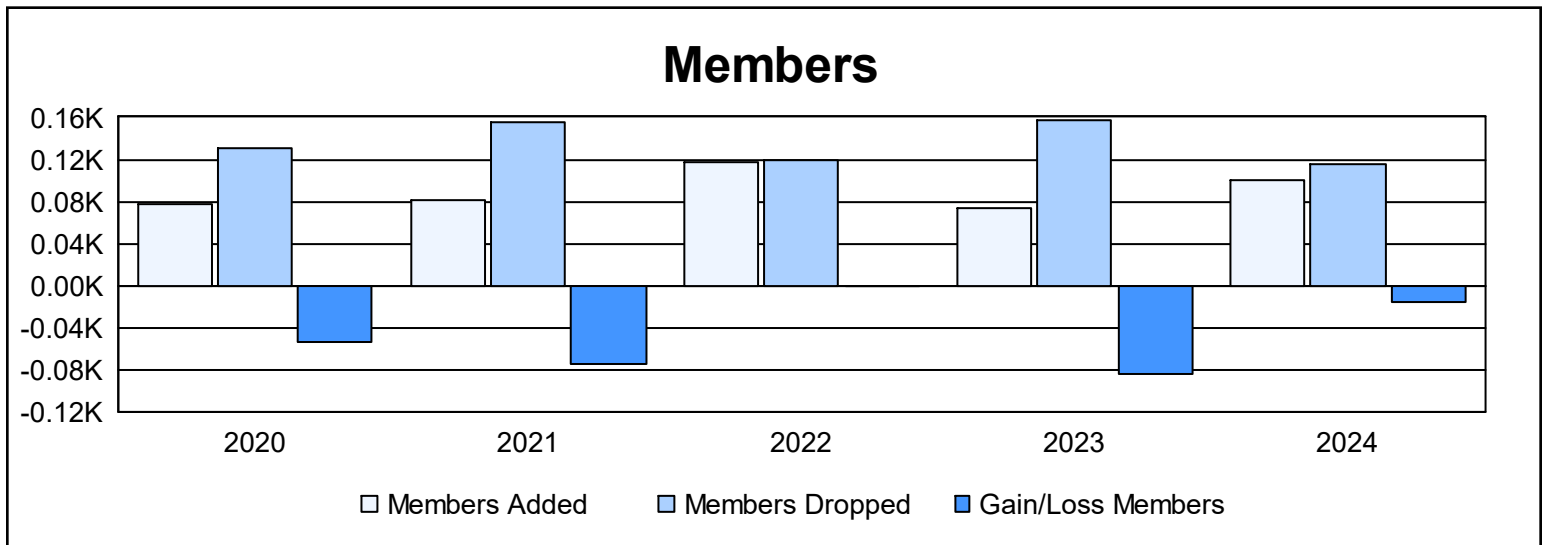
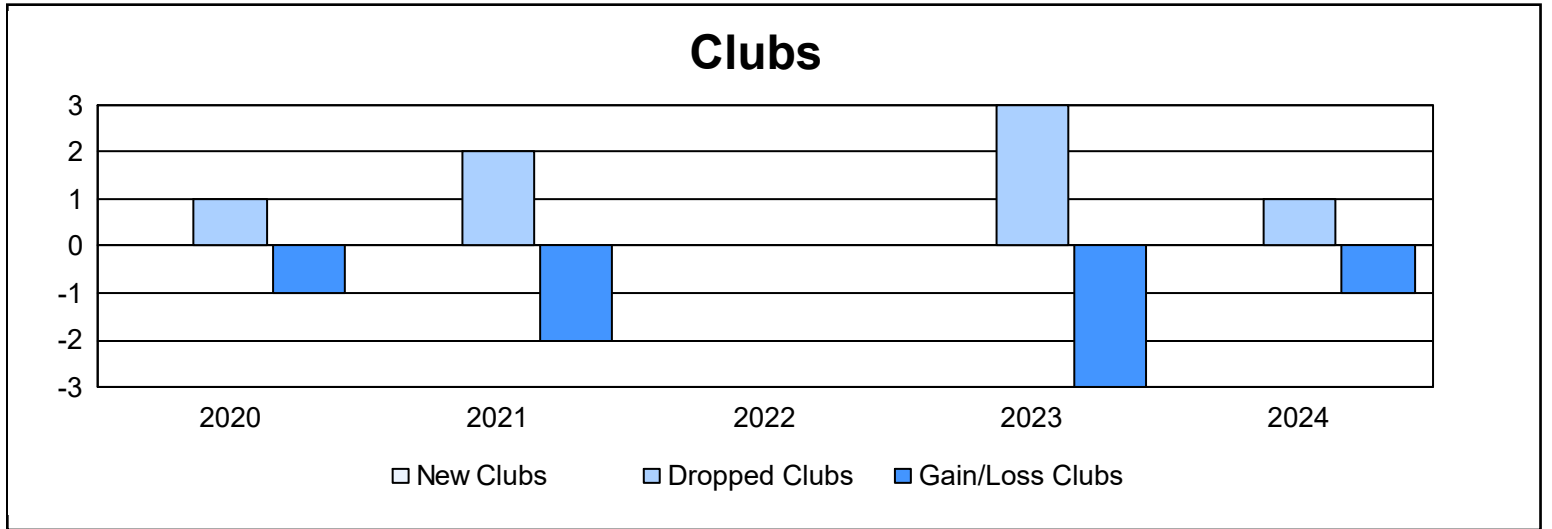
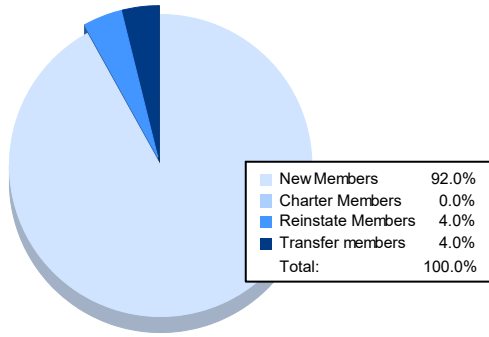


Year	New Clubs	Dropped Clubs	Gain/ Loss Clubs	New Members	Charter Members	Reinstate Members	Transfer Members	Total Member Added	Total Members Dropped	Gain/ Loss Members
2019-2020	0	1	-1	74	0	1	3	78	131	-53
2020-2021	0	2	-2	62	0	6	13	81	155	-74
2021-2022	0	0	0	109	0	7	2	118	119	-1
2022-2023	0	3	-3	66	0	4	3	73	157	-84
2023-2024	0	1	-1	92	0	4	4	100	116	-16
<b>Average</b>	<b>0</b>	<b>1</b>	<b>-1</b>	<b>81</b>	<b>0</b>	<b>4</b>	<b>5</b>	<b>90</b>	<b>136</b>	<b>-46</b>



### Membership Composition June 2024 Cumulative



### Gender Composition June 2024 Cumulative

