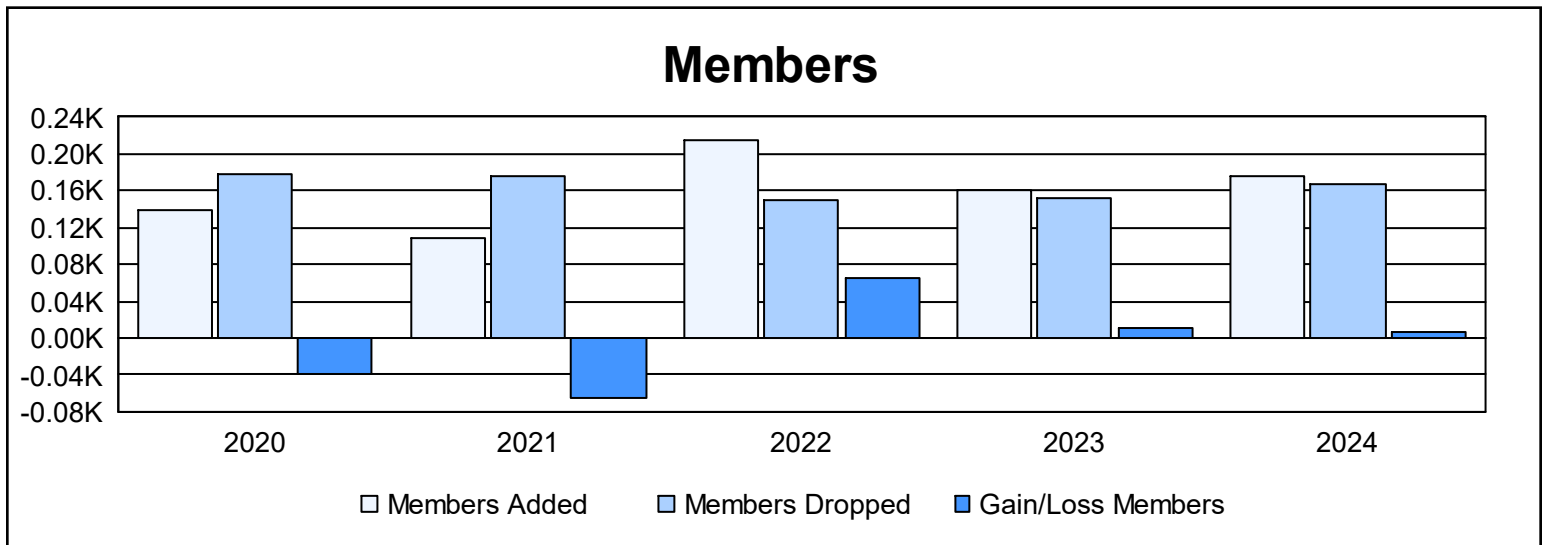
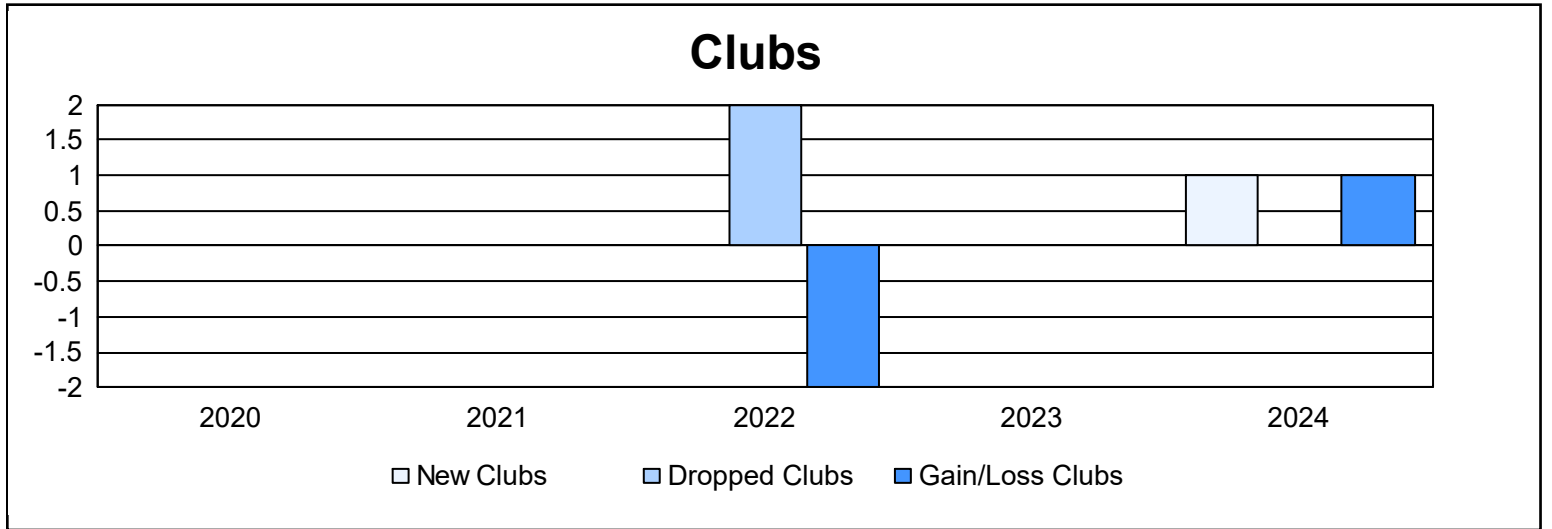
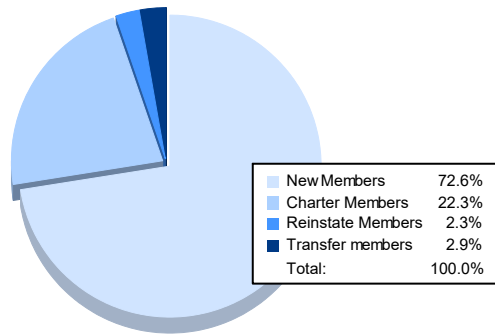


Year	New Clubs	Dropped Clubs	Gain/ Loss Clubs	New Members	Charter Members	Reinstate Members	Transfer Members	Total Member Added	Total Members Dropped	Gain/ Loss Members
2019-2020	0	0	0	120	2	11	6	139	179	-40
2020-2021	0	0	0	98	0	9	2	109	175	-66
2021-2022	0	2	-2	202	2	6	5	215	150	65
2022-2023	0	0	0	151	0	1	9	161	151	10
2023-2024	1	0	1	127	39	4	5	175	168	7
<b>Average</b>	<b>0</b>	<b>0</b>	<b>0</b>	<b>140</b>	<b>9</b>	<b>6</b>	<b>5</b>	<b>160</b>	<b>165</b>	<b>-5</b>



### Membership Composition June 2024 Cumulative



### Gender Composition June 2024 Cumulative

