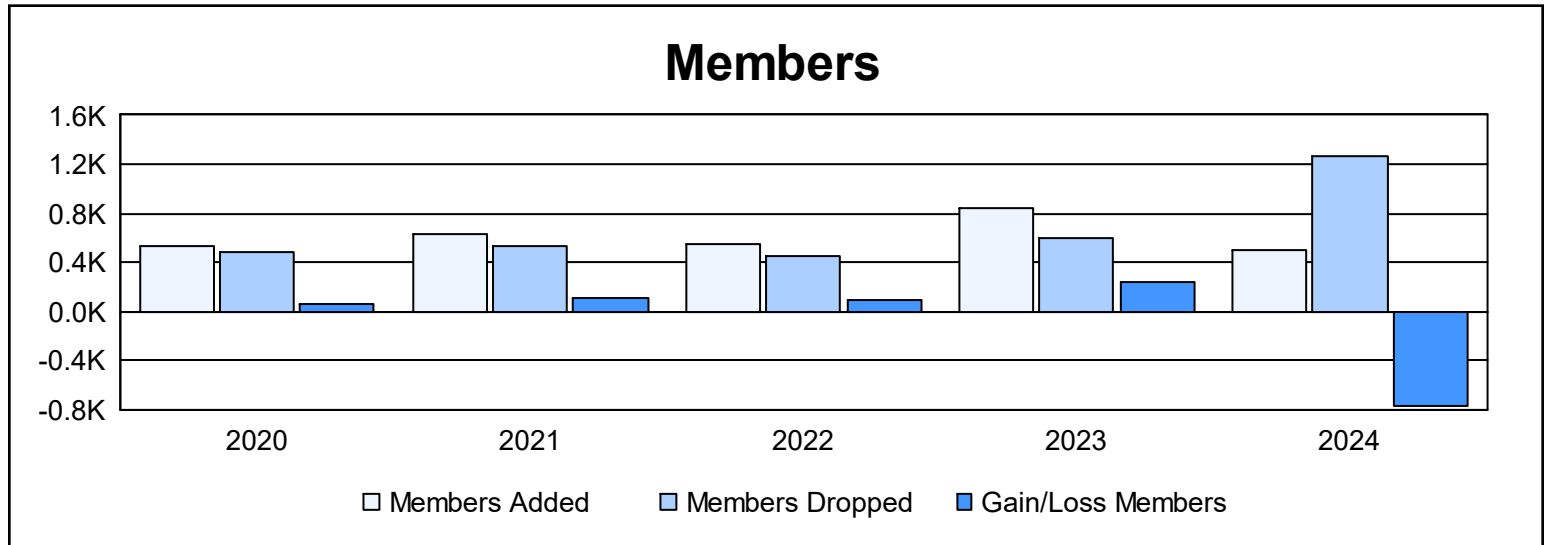
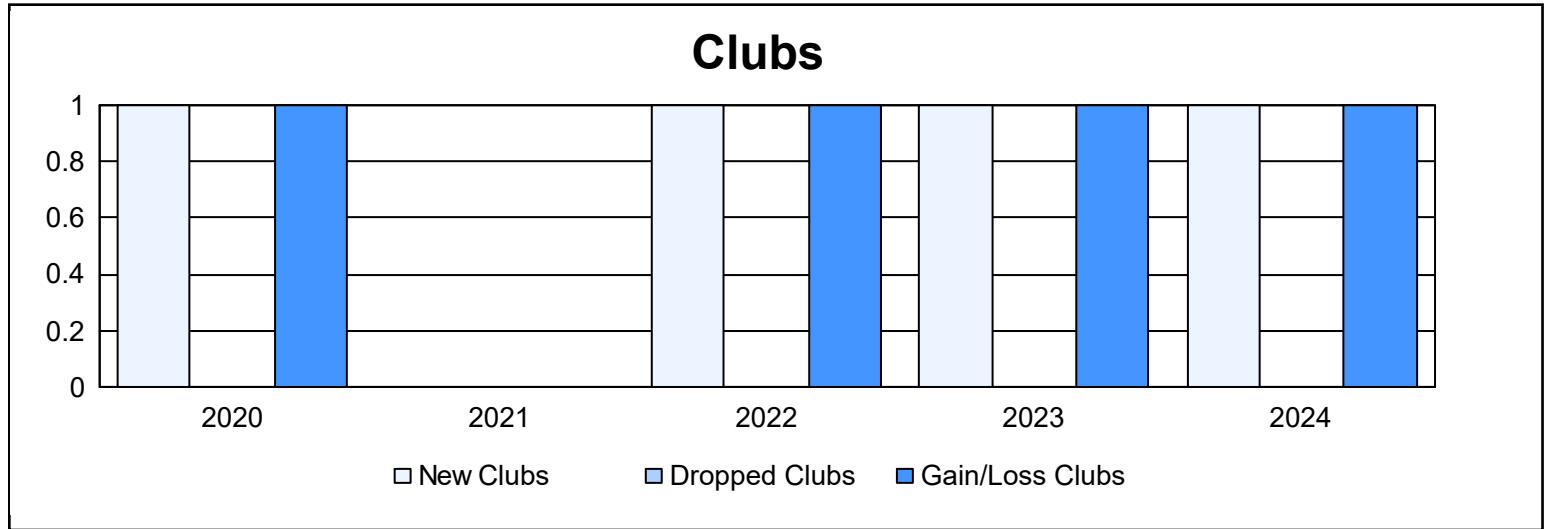
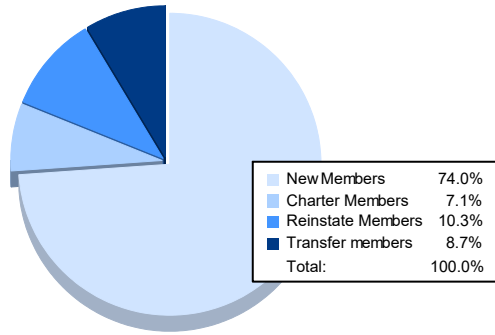


| Year | New Clubs | Dropped Clubs | Gain/Loss Clubs | New Members | Charter Members | Reinstate Members | Transfer Members | Total Member Added | Total Members Dropped | Gain/Loss Members |
|----------------|-----------|---------------|-----------------|-------------|-----------------|-------------------|------------------|--------------------|-----------------------|-------------------|
| 2019-2020 | 1 | 0 | 1 | 433 | 47 | 45 | 15 | 540 | 478 | 62 |
| 2020-2021 | 0 | 0 | 0 | 573 | 5 | 41 | 11 | 630 | 527 | 103 |
| 2021-2022 | 1 | 0 | 1 | 450 | 41 | 32 | 20 | 543 | 447 | 96 |
| 2022-2023 | 1 | 0 | 1 | 727 | 51 | 43 | 16 | 837 | 598 | 239 |
| 2023-2024 | 1 | 0 | 1 | 367 | 35 | 51 | 43 | 496 | 1,258 | -762 |
| Average | 1 | 0 | 1 | 510 | 36 | 42 | 21 | 609 | 662 | -52 |



Membership Composition June 2024 Cumulative



Gender Composition June 2024 Cumulative

