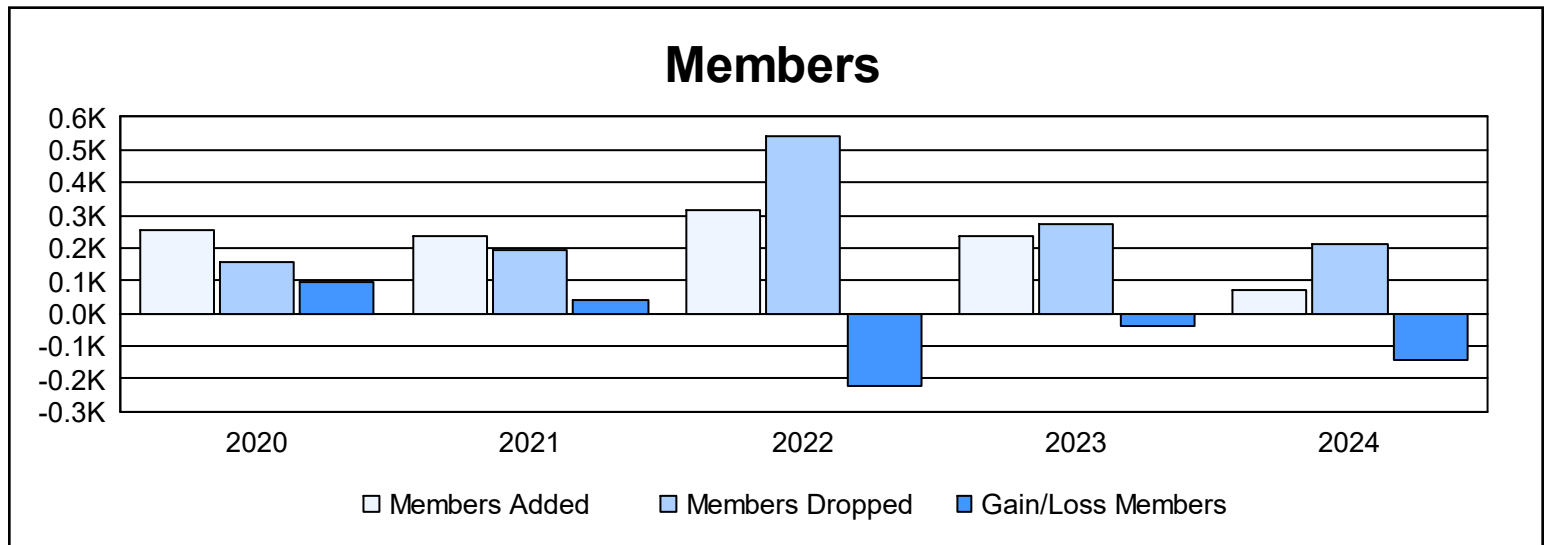
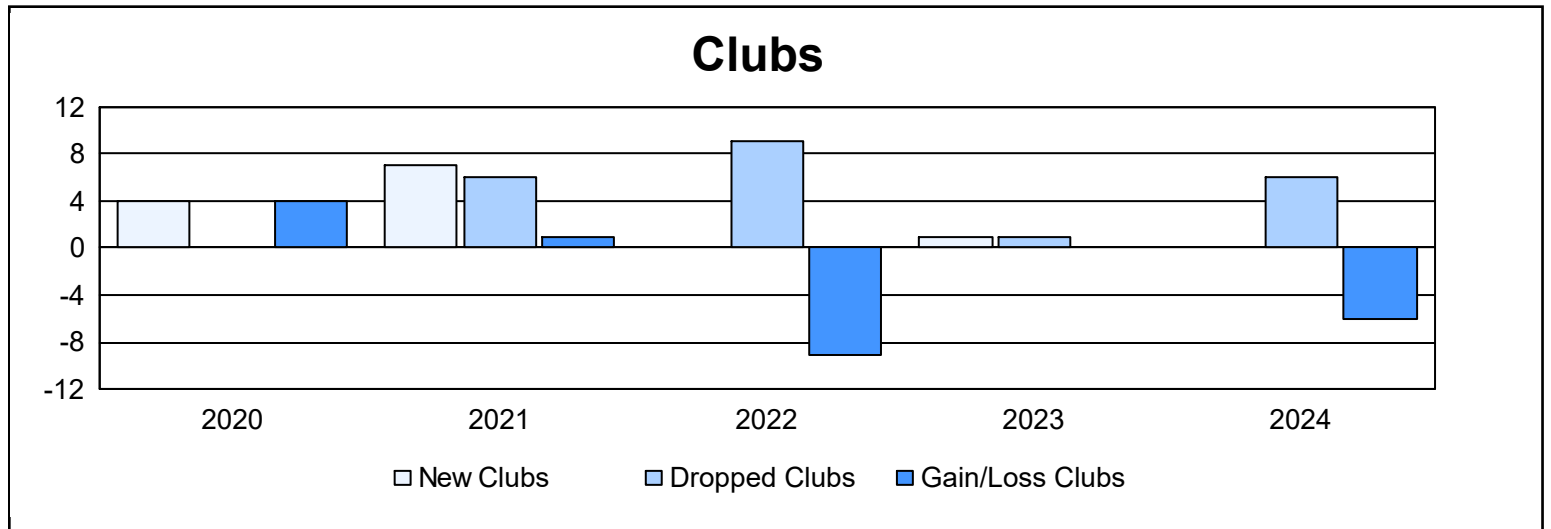
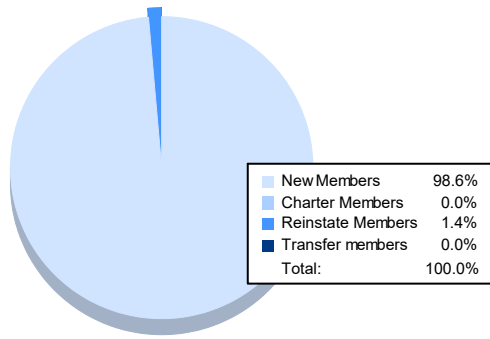


Year	New Clubs	Dropped Clubs	Gain/ Loss Clubs	New Members	Charter Members	Reinstate Members	Transfer Members	Total Member Added	Total Members Dropped	Gain/ Loss Members
2019-2020	4	0	4	165	87	3	1	256	159	97
2020-2021	7	6	1	24	214	1	0	239	196	43
2021-2022	0	9	-9	17	93	205	3	318	539	-221
2022-2023	1	1	0	88	37	113	0	238	275	-37
2023-2024	0	6	-6	71	0	1	0	72	212	-140
<b>Average</b>	<b>2</b>	<b>4</b>	<b>-2</b>	<b>73</b>	<b>86</b>	<b>65</b>	<b>1</b>	<b>225</b>	<b>276</b>	<b>-52</b>



### Membership Composition June 2024 Cumulative



### Gender Composition June 2024 Cumulative

