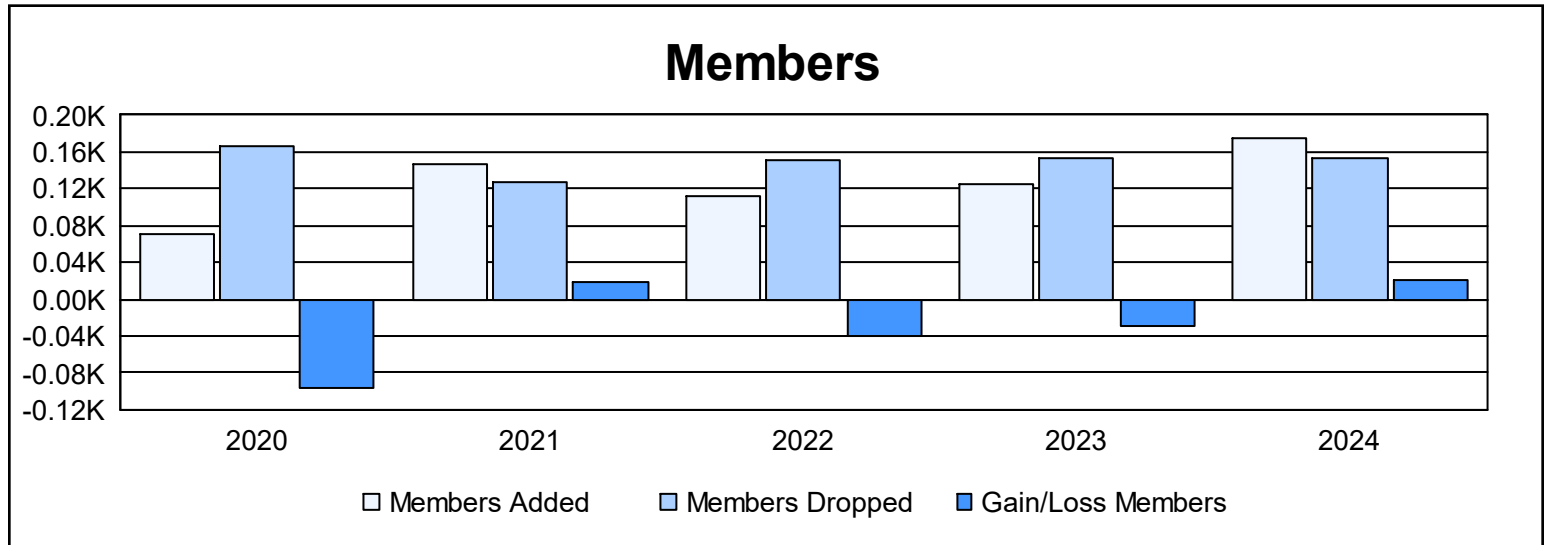
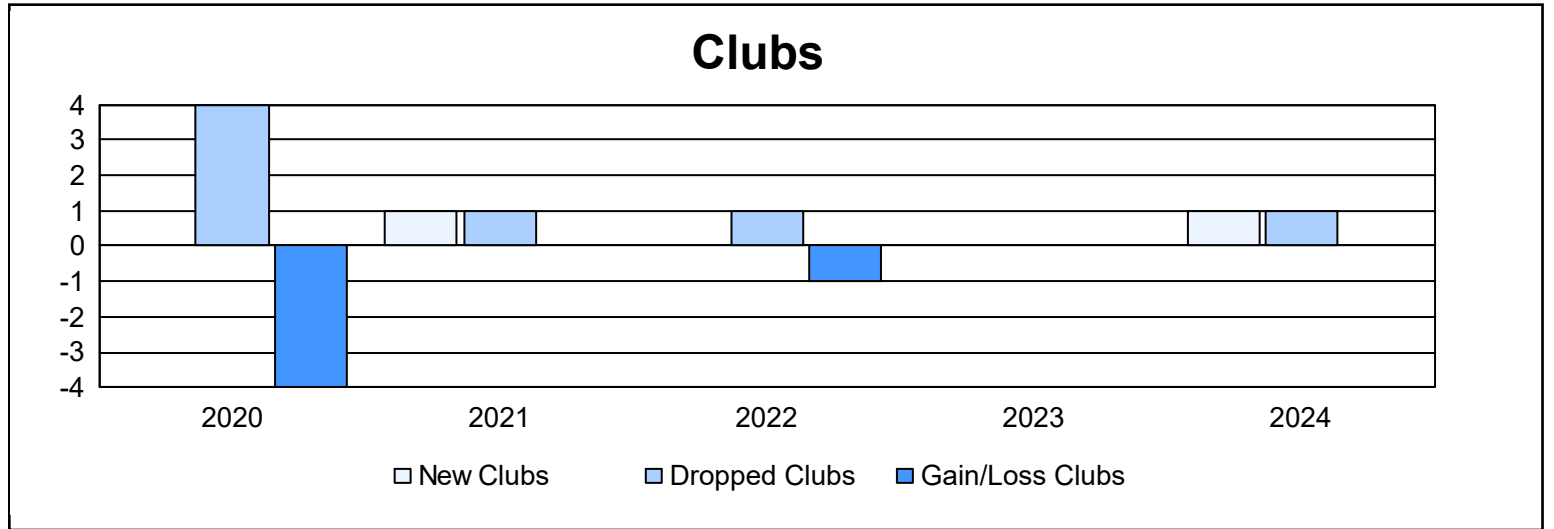
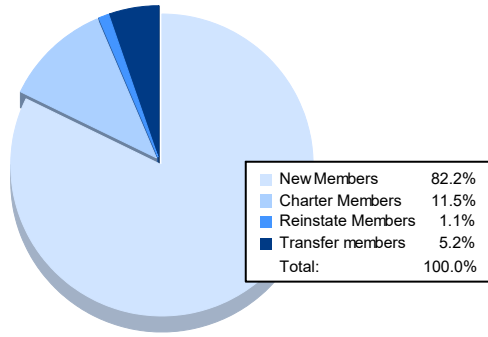


Year	New Clubs	Dropped Clubs	Gain/ Loss Clubs	New Members	Charter Members	Reinstate Members	Transfer Members	Total Member Added	Total Members Dropped	Gain/ Loss Members
2019-2020	0	4	-4	60	0	1	9	70	166	-96
2020-2021	1	1	0	104	30	4	8	146	128	18
2021-2022	0	1	-1	109	0	1	2	112	152	-40
2022-2023	0	0	0	116	1	0	7	124	154	-30
2023-2024	1	1	0	143	20	2	9	174	154	20
<b>Average</b>	<b>0</b>	<b>1</b>	<b>-1</b>	<b>106</b>	<b>10</b>	<b>2</b>	<b>7</b>	<b>125</b>	<b>151</b>	<b>-26</b>



### Membership Composition June 2024 Cumulative



### Gender Composition June 2024 Cumulative

