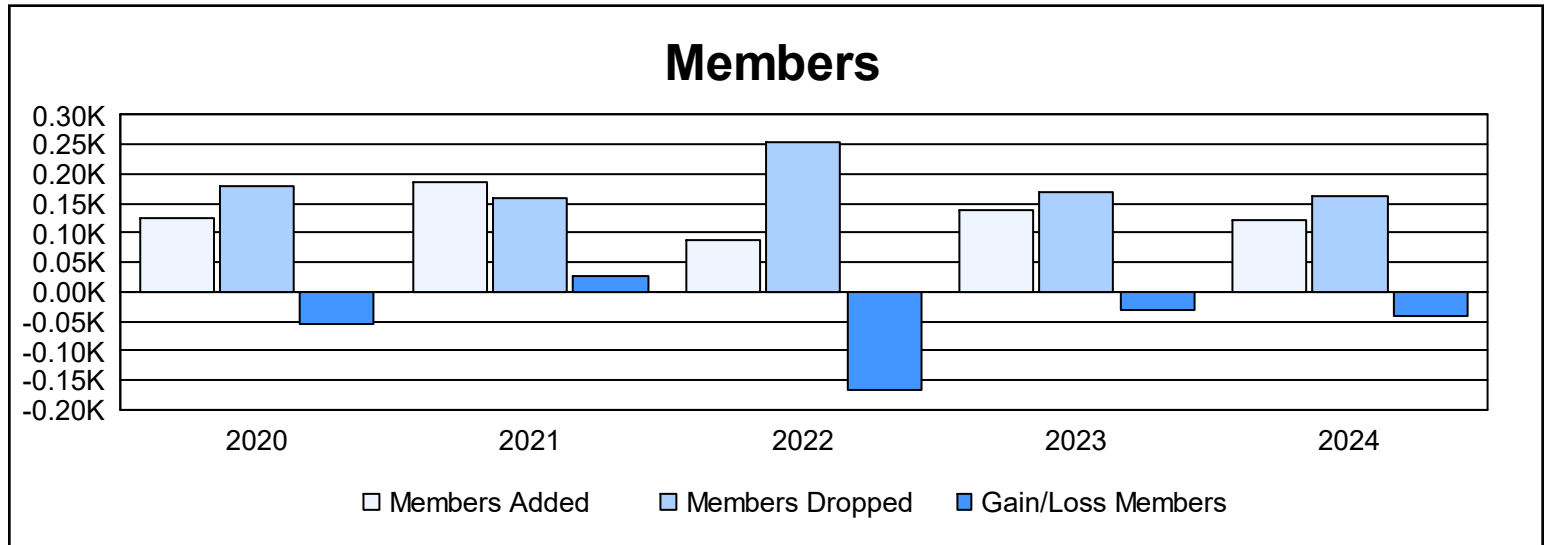
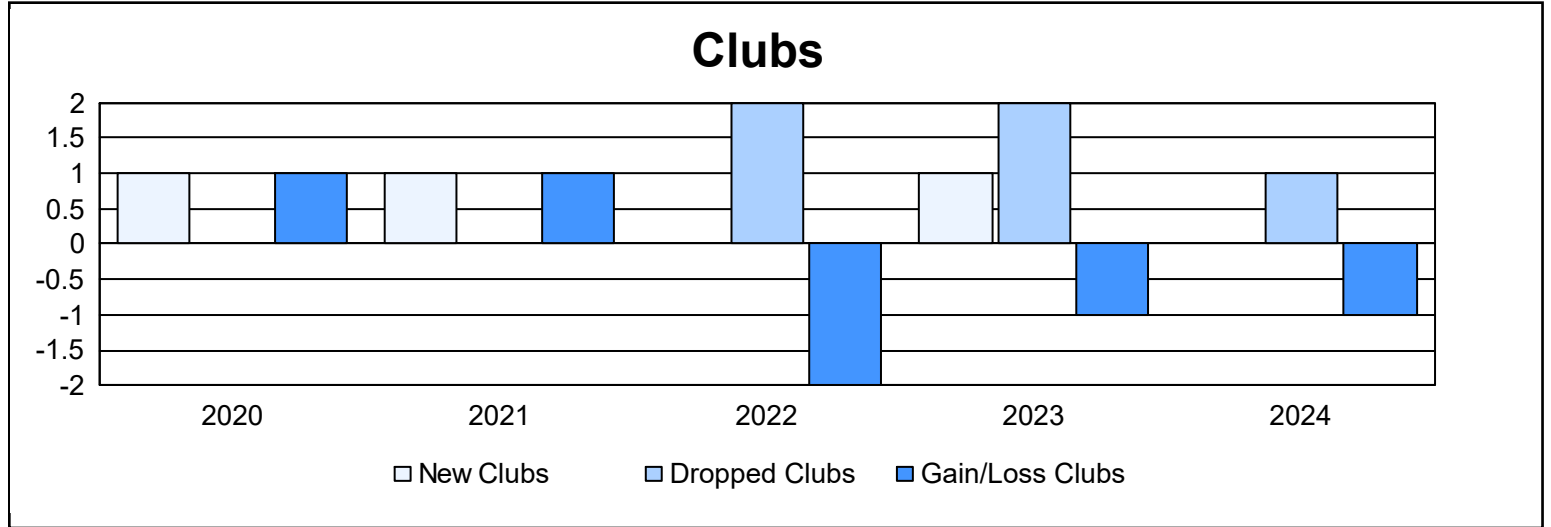
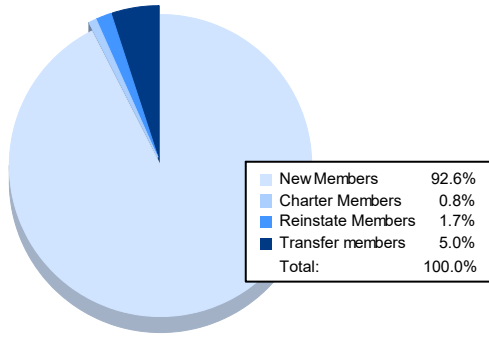


Year	New Clubs	Dropped Clubs	Gain/ Loss Clubs	New Members	Charter Members	Reinstate Members	Transfer Members	Total Member Added	Total Members Dropped	Gain/ Loss Members
2019-2020	1	0	1	97	20	5	3	125	180	-55
2020-2021	1	0	1	140	24	18	3	185	159	26
2021-2022	0	2	-2	74	1	13	0	88	253	-165
2022-2023	1	2	-1	101	24	10	2	137	169	-32
2023-2024	0	1	-1	112	1	2	6	121	161	-40
<b>Average</b>	<b>1</b>	<b>1</b>	<b>0</b>	<b>105</b>	<b>14</b>	<b>10</b>	<b>3</b>	<b>131</b>	<b>184</b>	<b>-53</b>



### Membership Composition June 2024 Cumulative



### Gender Composition June 2024 Cumulative

