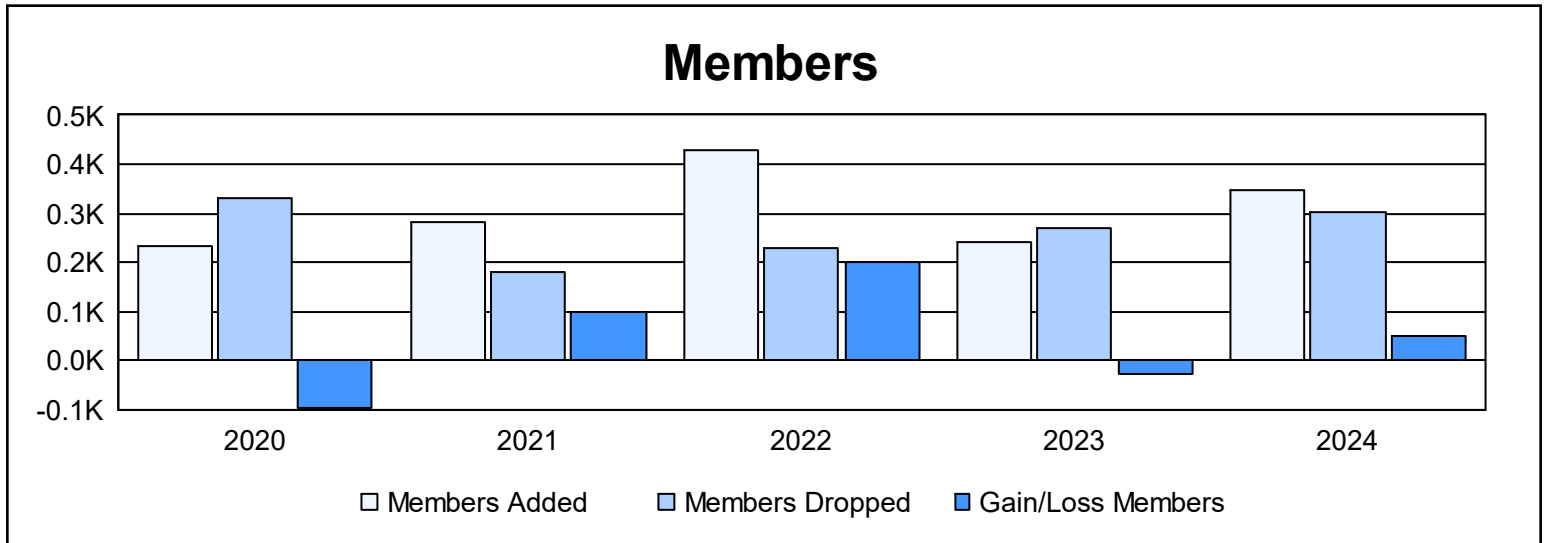
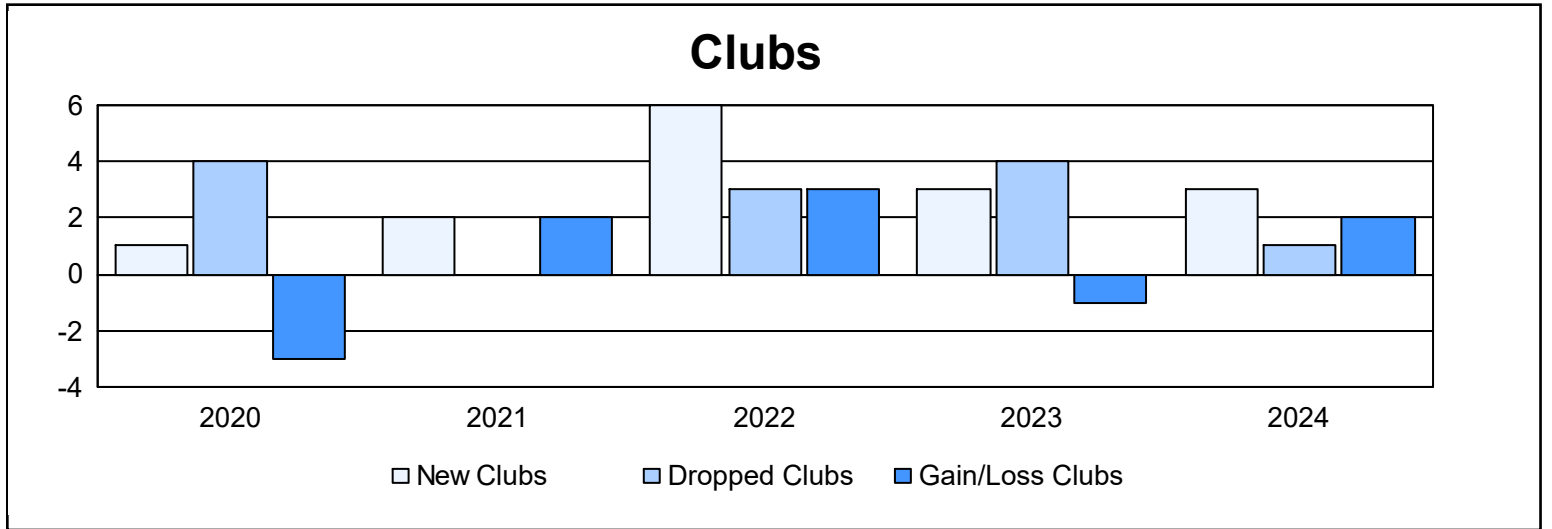
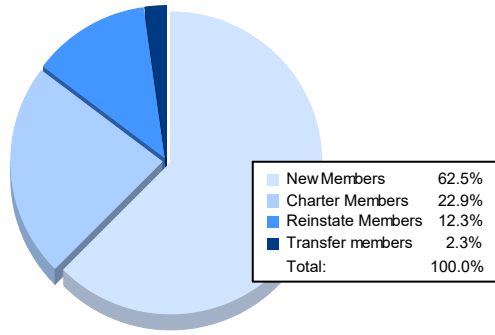


Year	New Clubs	Dropped Clubs	Gain/Loss Clubs	New Members	Charter Members	Reinstate Members	Transfer Members	Total Member Added	Total Members Dropped	Gain/Loss Members
2019-2020	1	4	-3	162	43	23	7	235	331	-96
2020-2021	2	0	2	194	50	25	11	280	182	98
2021-2022	6	3	3	274	145	9	1	429	230	199
2022-2023	3	4	-1	143	77	6	17	243	269	-26
2023-2024	3	1	2	218	80	43	8	349	301	48
<b>Average</b>	<b>3</b>	<b>2</b>	<b>1</b>	<b>198</b>	<b>79</b>	<b>21</b>	<b>9</b>	<b>307</b>	<b>263</b>	<b>45</b>



### Membership Composition June 2024 Cumulative



### Gender Composition June 2024 Cumulative

