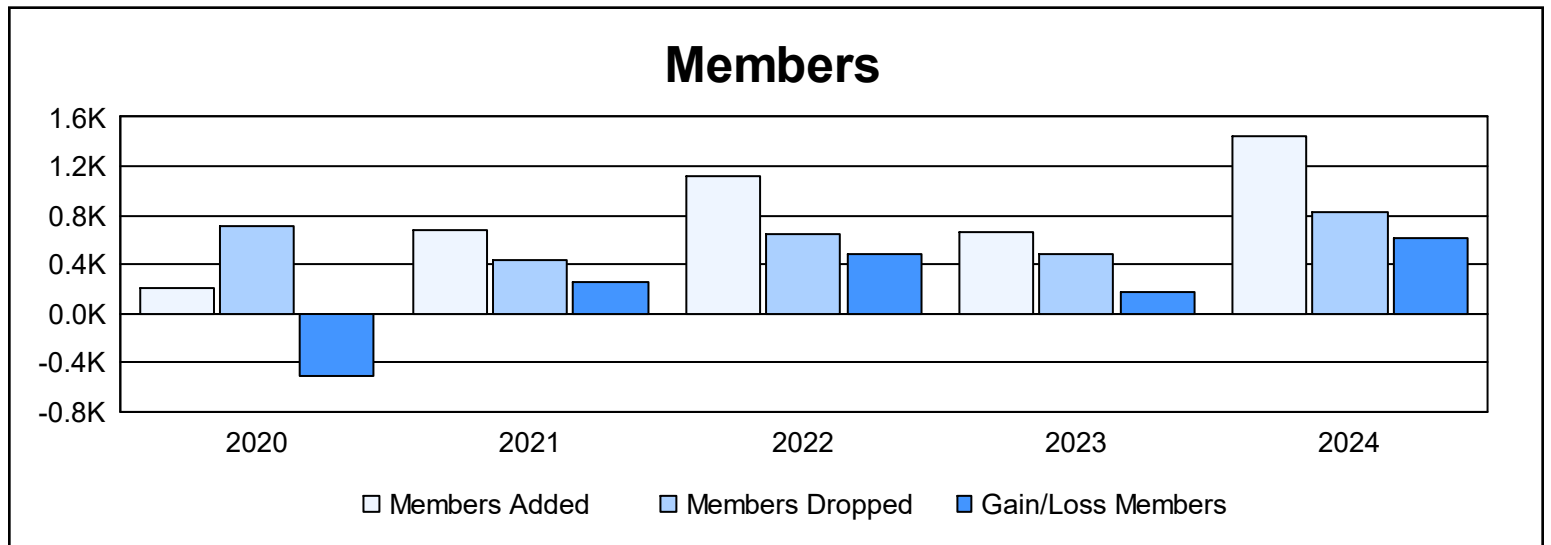
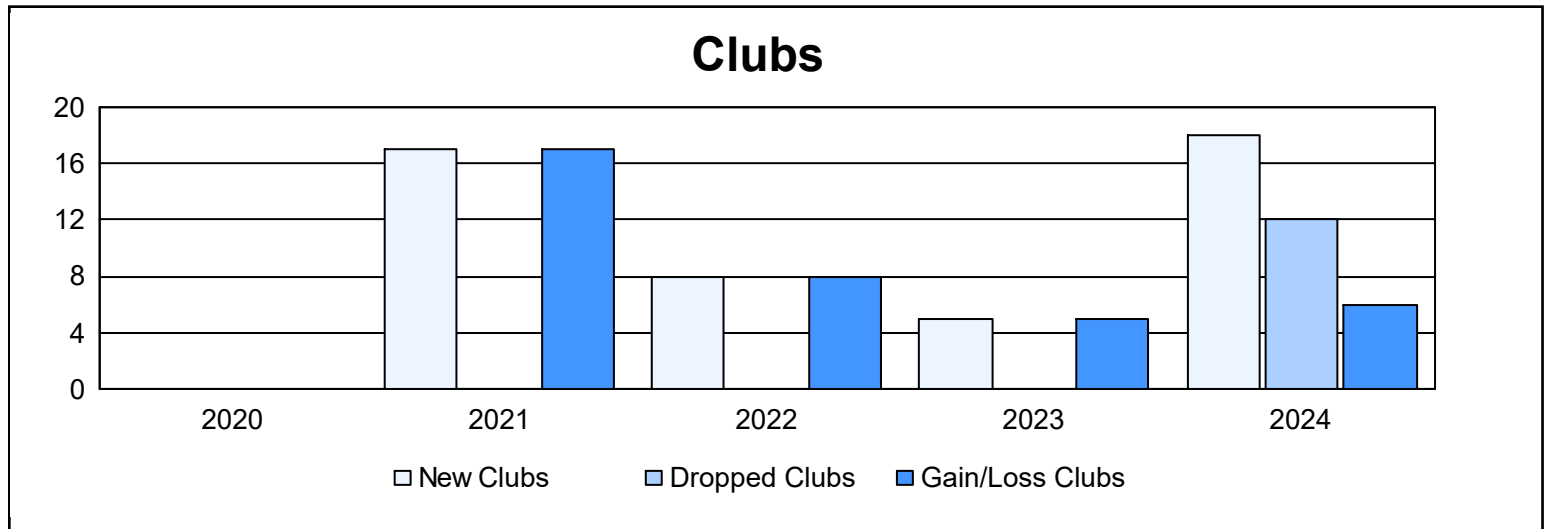
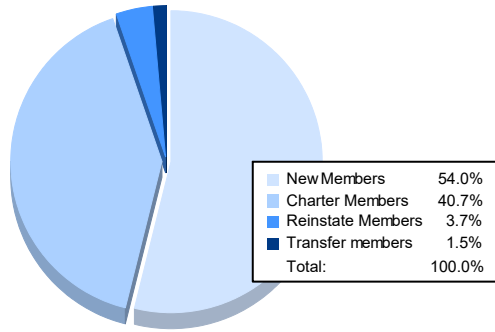


Year	New Clubs	Dropped Clubs	Gain/ Loss Clubs	New Members	Charter Members	Reinstate Members	Transfer Members	Total Member Added	Total Members Dropped	Gain/ Loss Members
2019-2020	0	0	0	39	15	144	3	201	707	-506
2020-2021	17	0	17	271	397	12	1	681	429	252
2021-2022	8	0	8	714	269	56	81	1,120	642	478
2022-2023	5	0	5	359	143	84	71	657	487	170
2023-2024	18	12	6	778	587	54	22	1,441	824	617
<b>Average</b>	<b>10</b>	<b>2</b>	<b>7</b>	<b>432</b>	<b>282</b>	<b>70</b>	<b>36</b>	<b>820</b>	<b>618</b>	<b>202</b>



### Membership Composition June 2024 Cumulative



### Gender Composition June 2024 Cumulative

