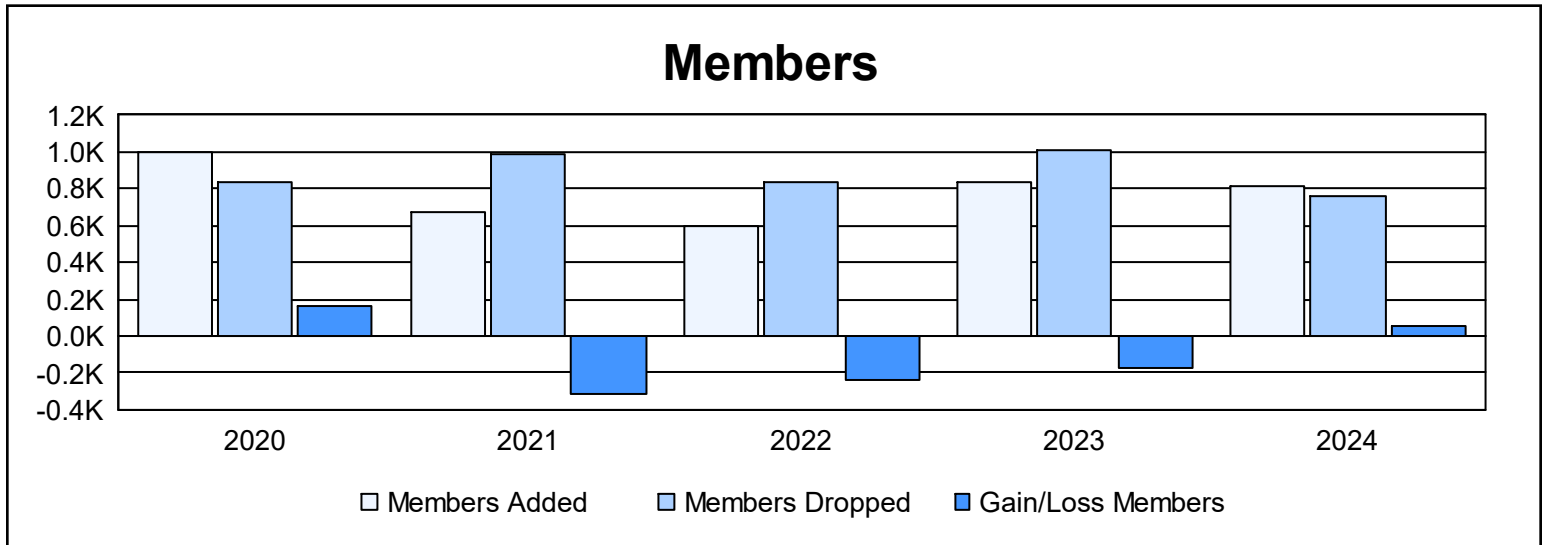
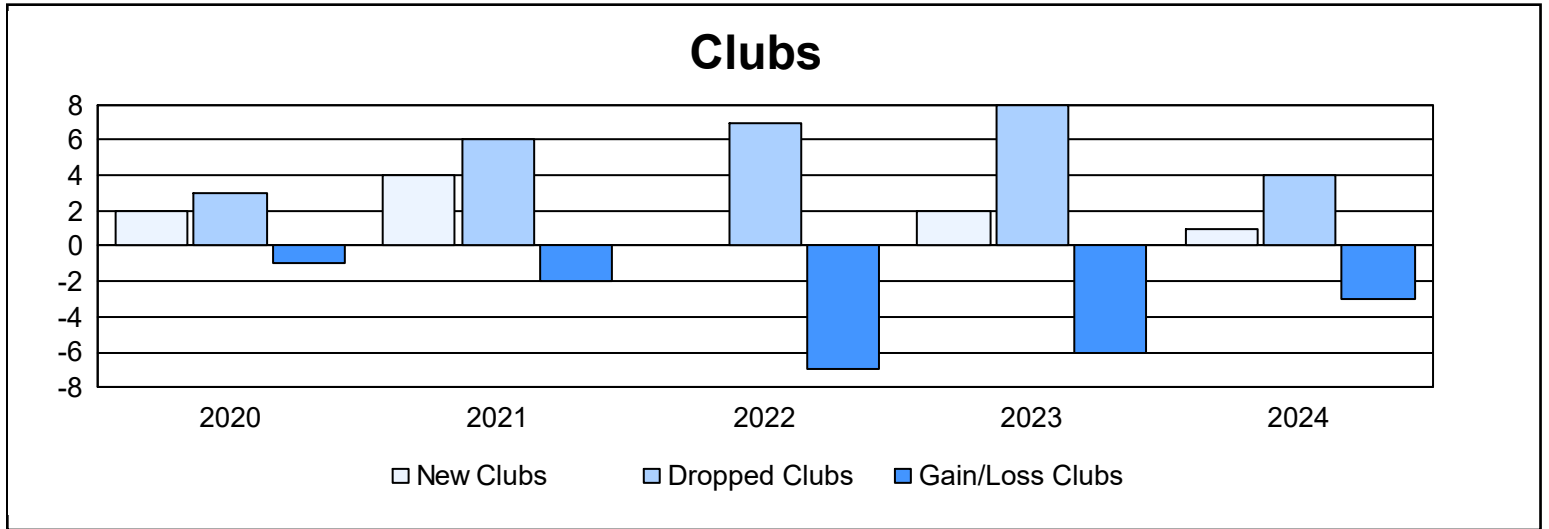
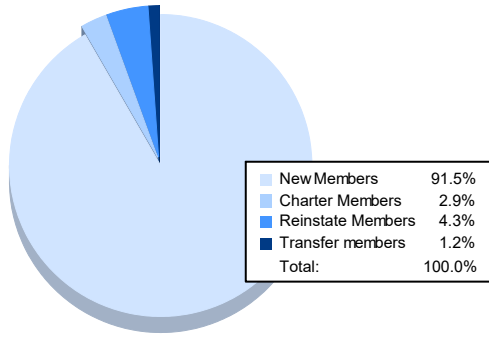


Year	New Clubs	Dropped Clubs	Gain/ Loss Clubs	New Members	Charter Members	Reinstate Members	Transfer Members	Total Member Added	Total Members Dropped	Gain/ Loss Members
2019-2020	2	3	-1	874	93	29	4	1,000	837	163
2020-2021	4	6	-2	524	114	34	2	674	990	-316
2021-2022	0	7	-7	567	2	19	9	597	837	-240
2022-2023	2	8	-6	721	75	26	16	838	1,013	-175
2023-2024	1	4	-3	746	24	35	10	815	761	54
<b>Average</b>	<b>2</b>	<b>6</b>	<b>-4</b>	<b>686</b>	<b>62</b>	<b>29</b>	<b>8</b>	<b>785</b>	<b>888</b>	<b>-103</b>



### Membership Composition June 2024 Cumulative



### Gender Composition June 2024 Cumulative

